

# Twister

Since 1965

*Sport engineering*

# 2020



**EXHAUST SYSTEMS**

**CATALYTIC CONVERTERS**

**DIESEL PARTICULATE FILTERS**

**SILICONE HOSES**

**TAIL PIPES**

**MANIFOLDS**

**AIR FILTERS**

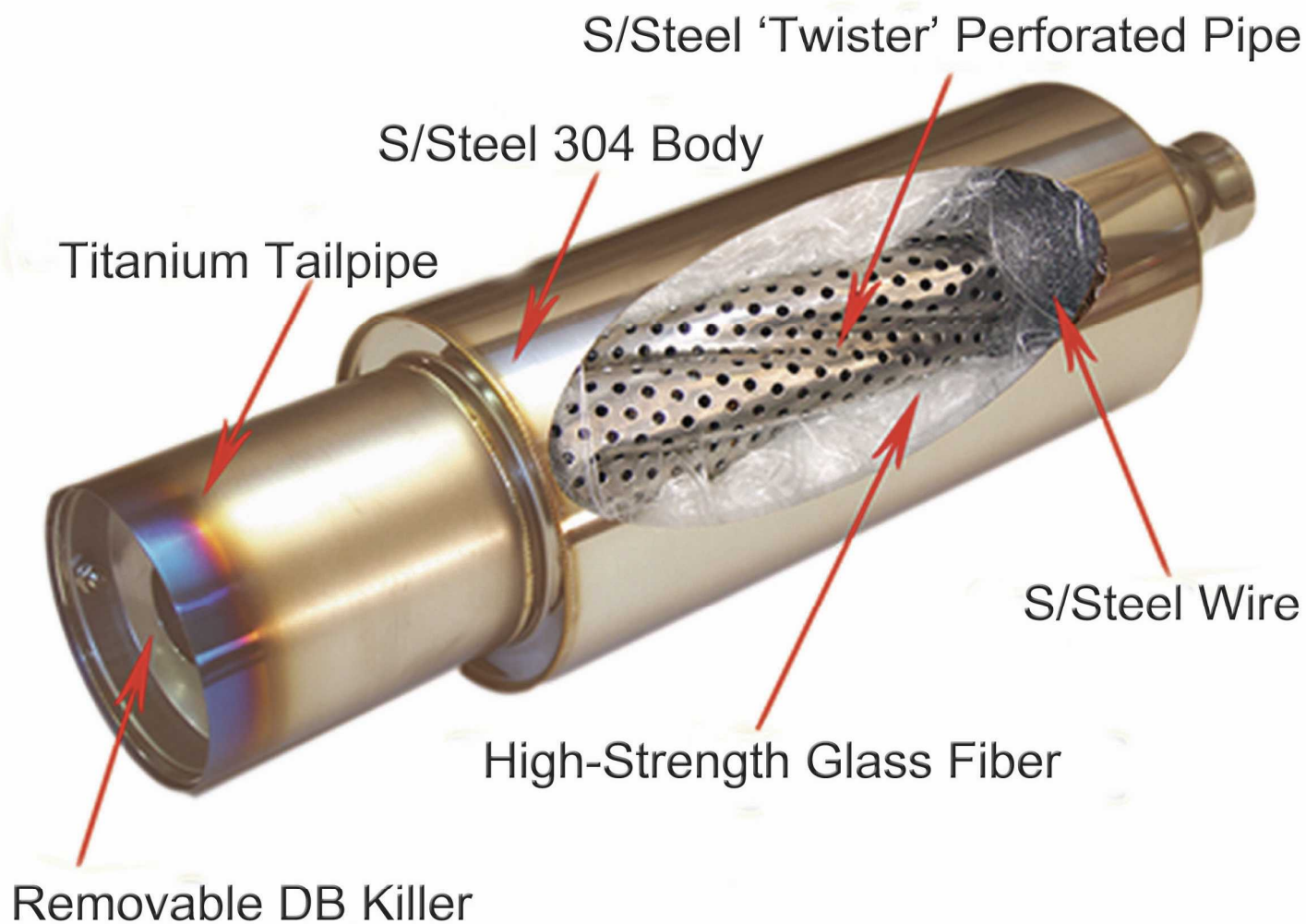
**DOWN PIPES**

**FLEXIBLE TUBES**

**BLOW OFFS**

**INTERCOOLERS**

**ACCESSORIES**




The **TWISTER** technology by Tikkos racing refers to the whirl of the fumes that happens inside the mufflers due to the spiral formation of the inner inox filter. The purpose is to increase the performance (gain in horsepower) without the relative increase in noise.



# INDEX

CATALYTIC CONVERTERS - CONES.....	Page 1-19
LAMBDA BOSSES - CEL-FIX ADAPTORS.....	Page 20-21
DPF - DPF DELETE PIPES.....	Page 22-27
LAMBDA SENSORS - EXHAUST TEMPERATURE SENSORS.....	Page 27
MANIFOLDS.....	Page 28-29
LINK PIPES.....	Page 30
DOWN PIPES.....	Page 31-36
UNIVERSAL S/STEEL MUFFLERS.....	Page 37-41
DIRECT FIT TAIL PIPES.....	Page 42-56
TITANIUM TAIL PIPES.....	Page 57
UNIVERSAL S/STEEL TAIL PIPES.....	Page 58-74
EXHAUST SYSTEMS.....	Page 75-107
SOLO UNIVERSAL MUFFLERS.....	Page 108-119
MOTORCYCLE MUFFLERS.....	Page 120-129
SPARE PARTS.....	Page 130-132
SOUND CONTROLLERS - CUTOUPS - VACUUM VALVES.....	Page 133-135
HEAT INSULATION WRAPS.....	Page 136
GLASS FIBER - S/STEEL WIRE - S/STEEL BAFFLES.....	Page 137-138
S/STEEL & ALUMINIZED MANDREL BENDS.....	Page 139-140
PIPE CONNECTORS - MOUNTING.....	Page 141
S/STEEL STRAIGHT TUBES / PERFORATED TUBES.....	Page 142
V-BANDS - ACCUSEAL BAND & HEAVY DUTY CLAMPS.....	Page 143-144
METALLIC FLANGES.....	Page 145-147
GASKETS.....	Page 148
FLEXIBLE PIPES.....	Page 149
BLOW OFFS - EXTERNAL WASTE GATES.....	Page 150-151
SILICONES TUBES.....	Page 152-153
INTERCOOLERS.....	Page 154-156
ALUMINIUM MANDREL BENDS - STRAIGHT ALUM TUBES...Page	157
AIR FILTERS - MAF ADAPTERS .....	Page 158-162
AIR FILTERS.....	Page 163-173
SILICONE FILTER ADAPTORS – OIL CATCH TANKS.....	Page 174-175
MOTORCYCLE AIR FILTERS.....	Page 176
GREEN REPLACEMENT AIR FILTERS.....	Page 177
WIPER BLADES.....	Page 178-182
BUMPERS - DIFFUSERS.....	Page 183-184
RESONATOR MUFFLERS.....	Page 185-190
OEM EXHAUST SYSTEMS.....	Page 191
MANIFOLDS FOR TRUCKS.....	Page 192
CRIMPING PIPES - PIPE ADAPTORS - DPF CLEANING.....	Page 193
DPF ADDITIVES.....	Page 194

# THREE-WAY CATALYTIC CONVERTERS



## CERAMIC CATALYTIC CONVERTERS

### EURO 2



#### LFC200

Inlet Pipe Diameter= 50mm  
 Body Dimensions= 150x95mm  
 Body Length without ending tubes= 270mm  
 Ceramic Substrate Euro2 / 400cpsi  
 For engines up to 2.0 L



#### LFC201

Inlet Pipe Diameter= 50mm  
 Body Diameter= 100mm  
 Body Length without ending tubes= 250mm  
 Ceramic Substrate Euro2 / 400cpsi  
 For engines up to 2.0 L



#### LFC202

Inlet Pipe Diameter= 60mm  
 Body Dimensions= 180x100mm  
 Body Length without ending tubes= 320mm  
 Ceramic Substrate Euro2 / 400cpsi  
 For engines up to 4.0 L



#### LFC203

Inlet Pipe Diameter= 60mm  
 Body Diameter= 130mm  
 Body Length without ending tubes= 300mm  
 Ceramic Substrate Euro2 / 400cpsi  
 For engines up to 3.0 L





# CERAMIC CATALYTIC CONVERTERS

## EURO 3



### LFC300

Inlet Pipe Diameter= 50mm  
Body Dimensions= 150x95mm  
Body Length without ending tubes= 290mm  
Ceramic Substrate Euro3 / 400cpsi  
For engines up to 2.0 L



### LFC301

Inlet Pipe Diameter = 50mm  
Body Diameter= 110mm  
Body Length without ending tubes= 320mm  
Ceramic Substrate Euro3 / 400cpsi  
For engines up to 2.0 L



### LFC302

Inlet Pipe Diameter= 60mm  
Body Dimensions= 180x100mm  
Body Length without ending tubes= 320mm  
Ceramic Substrate Euro3 / 400cpsi  
For engines up to 4.0 L



### LFC303

Inlet Pipe Diameter= 60mm  
Body Diameter= 130mm  
Body Length without ending tubes= 300mm  
Ceramic Substrate Euro3 / 400cpsi  
For engines up to 3.0 L



# CERAMIC CATALYTIC CONVERTERS

## EURO 4



### CAU102

Inlet Pipe Diameter= 54mm  
Body Diameter= 100mm  
Body Length without ending tubes= 190mm  
Ceramic Substrate Euro4 / 400cpsi  
For engines up to 1.6L as **secondary CAT**



### LFC401

Inlet Pipe Diameter= 50mm  
Body Diameter= 110mm  
Body Length without ending tubes= 320mm  
Ceramic Substrate Euro4 / 400cpsi  
For engines up to 2.0 L



### LFC402

Inlet Pipe Diameter= 60mm  
Body Dimensions= 180x100mm  
Body Length without ending tubes= 320mm  
Ceramic Substrate Euro4 / 400cpsi  
For engines up to 4.0 L



### LFC403

Inlet Pipe Diameter= 60mm  
Body Diameter= 130mm  
Body Length without ending tubes= 300mm  
Ceramic Substrate Euro4 / 400cpsi  
For engines up to 3.0 L

## EURO 5



### LFC501

Inlet Pipe Diameter = 50mm  
Body Diameter= 110mm  
Body Length without ending tubes= 320mm  
Ceramic Substrate Euro5 / 400cpsi  
For engines up to 2.0 L



### LFC502

Inlet Pipe Diameter= 60mm  
Body Dimensions= 180x100mm  
Body Length without ending tubes= 320mm  
Ceramic Substrate Euro5 / 400cpsi  
For engines up to 4.0 L



### LFC503

Inlet Pipe Diameter= 60mm  
Body Diameter= 130mm  
Body Length without ending tubes= 300mm  
Ceramic Substrate Euro5 / 400cpsi  
For engines up to 3.0 L





# METALLIC CATALYTIC CONVERTERS

## EURO 3



### CAT20

Inlet Pipe Diameter= 50mm  
Body Diameter= 100mm  
Body Length without ending tubes= 200mm  
Metallic Substrate Euro3 / 400cpsi  
For engines up to 2.0 L



### CAT21

Inlet Pipe Diameter= 55mm  
Body Diameter= 110mm  
Body Length without ending tubes= 230mm  
Metallic Substrate Euro3 / 400cpsi  
For engines up to 3.0 L



### CAT24

Inlet Pipe Diameter= 60mm  
Body Diameter= 130mm  
Body Length without ending tubes= 240mm  
Metallic Substrate Euro3 / 400cpsi  
For engines up to 4.0 L

## EURO 4



### CAT20-4

Inlet Pipe Diameter= 50mm  
Body Diameter= 100mm  
Body Length without ending tubes= 200mm  
Metallic Substrate Euro4 / 400cpsi  
For engines up to 2.0 L



### CAT21-4

Inlet Pipe Diameter= 55mm  
Body Diameter= 110mm  
Body Length without ending tubes= 230mm  
Metallic Substrate Euro4 / 400cpsi  
For engines up to 3.0 L



### CAT24-4

Inlet Pipe Diameter= 60mm  
Body Diameter= 130mm  
Body Length without ending tubes= 240mm  
Metallic Substrate Euro4 / 400cpsi  
For engines up to 4.0 L

## EURO 5



### CAT20-5

Inlet Pipe Diameter= 50mm  
Body Diameter= 100mm  
Body Length without ending tubes= 200mm  
Metallic Substrate Euro5 / 400cpsi  
For engines up to 2.0 L



### CAT21-5

Inlet Pipe Diameter= 55mm  
Body Diameter= 110mm  
Body Length without ending tubes= 230mm  
Metallic Substrate Euro5 / 400cpsi  
For engines up to 3.0 L



### CAT24-5

Inlet Pipe Diameter= 60mm  
Body Diameter= 130mm  
Body Length without ending tubes= 240mm  
Metallic Substrate Euro5 / 400cpsi  
For engines up to 4.0 L

## DIRECT FIT CONVERTERS



**LFC600** (Euro3)

**LFC600-4** (Euro4)

Inlet Pipe Diameter= 60mm

Body Dimensions= 105x180mm

Body Length without ending tubes= 330mm

Metallic Substrate 400cps / For engines up to 3.0 L

Suitable for BMW & MERCEDES



**186088**

Metallic substrate - Euro3 400cps

AUDI A4/A6 1.8T 20v '97-'01

VW Passat III 1.8T 20v 99-

With CEL-Fix adaptor



**1091522**

Smart ForTwo 450 Pure/Pulse/Passion

0.6L-0.7L turbo Coupe/Cabrio '98-'07

with Catalytic converter / **100% S/Steel 409**

**103R** approved / Upgraded with Flex pipe



**CAT908M**

Inlet Pipe Diameter= 60mm

Outlet Pipe Diameter= 60mm


Body Dimensions= 180x115mm

Body Length without ending tubes= 340mm

Metallic Substrate Euro3 / 200cps

For engines up to 3.0 L

Suitable for BMW & MERCEDES



**BM91590H**

Smart ForTwo 451 1.0i 12v Coupe/Cabrio '07-'10

Smart ForTwo 451 1.0i Turbo Coupe/Cabrio '07-'10

with Catalytic converter



**CAT907M**

Inlet Pipe Diameter= 50mm

Outlet Pipe Diameter= 50mm

Body Dimensions= 180x115mm

Body Length without ending tubes= 300mm

Metallic Substrate Euro3 / 200cps

For engines up to 4.0 L

Suitable for BMW & MERCEDES


**...more than 350 different models of Direct-Fit Catalytic Converters in stock...please contact us for more info**



# METALLIC CATALYTIC SUBSTRATES

Metallic substrates with 1 center for:

- High thermal durability
- High geometric surface
- Low pressure drop associated with the thin walls



## EURO 3



**SUB20**  
Diameter= 100mm  
Length= 130mm  
Euro3 / 400cpsi(Cells)  
For engines up to 2.0L



**SUB21**  
Diameter= 110mm  
Length= 150mm  
Euro3 / 400cpsi(Cells)  
For engines up to 3.0L



**SUB1130**  
Diameter= 120mm  
Length= 110mm  
Euro3 / 400cpsi(Cells)  
For engines up to 3.0L

## EURO 4



**SUB840**  
Diameter= 75mm  
Length= 80mm  
Euro4 / 400cpsi(Cells)  
For engines up to 1.0L



**SUB940**  
Diameter= 90mm  
Length= 90mm  
Euro4 / 400cpsi(Cells)  
For engines up to 1.6L



**SUB40-4**  
Diameter= 100mm  
Length= 130mm  
Euro4 / 400cpsi(Cells)  
For engines up to 2.0L



**SUB41-4**  
Diameter= 110mm  
Length= 130mm  
Euro4 / 400cpsi(Cells)  
For engines up to 3.0L



**SUB1140**  
Diameter= 120mm  
Length= 110mm  
Euro4 / 400cpsi(Cells)  
For engines up to 3.0L



**SUB15681**  
Body Diameter= 156mm  
Body Length= 81mm  
**Ceramic** Substrate Euro4 / 400cpsi

# METALLIC CATALYTIC SUBSTRATES

## EURO5



### SUB850

Diameter= 75mm  
Length= 80mm  
Euro5 / 400cpsi(Cells)  
For engines up to 1.0L



### SUB950

Diameter= 90mm  
Length= 90mm  
Euro5 / 400cpsi(Cells)  
For engines up to 1.6L



### SUB50-4

Diameter= 100mm  
Length= 130mm  
Euro5 / 400cpsi(Cells)  
For engines up to 2.0L



### SUB51-4

Diameter= 110mm  
Length= 130mm  
Euro5 / 400cpsi(Cells)  
For engines up to 3.0L



### SUB1150

Diameter= 120mm  
Length= 110mm  
Euro5 / 400cpsi(Cells)  
For engines up to 3.0L



'Power Techniques' Award '08  
for **TWISTER** Racing Catalyst




# METALLIC CATALYTIC SUBSTRATES

**RACING CONVERTERS HP +**  
*let your 'Cat' run free*

**S**-type Cell design substrates with 2 centers for Maximum performance and durability:

- High durability and strength
- Two winding centres as centroid
- High loading of precious metals / Premium Quality
- 200cpsi can be used for tuning purposes



## EURO 4



### SUB40

Diameter= 100mm  
Length= 130mm  
Euro4 / 200cpsi(Cells)  
**High Loading / Premium Quality**



### SUB41

Diameter= 110mm  
Length= 130mm  
Euro4 / 200cpsi(Cells)  
**High Loading / Premium Quality**



### SUB42

Diameter= 120mm  
Length= 130mm  
Euro4 / 200cpsi(Cells)  
**High Loading / Premium Quality**



### SUB43

Diameter= 130mm  
Length= 130mm  
Euro4 / 200cpsi(Cells)  
**High Loading / Premium Quality**

## EURO 5



### SUB50

Diameter= 100mm  
Length= 130mm  
Euro5 / 200cpsi(Cells)  
**High Loading / Premium Quality**



### SUB51

Diameter= 110mm  
Length= 130mm  
Euro5 / 200cpsi(Cells)  
**High Loading / Premium Quality**



### SUB52

Diameter= 120mm  
Length= 130mm  
Euro5 / 200cpsi(Cells)  
**High Loading / Premium Quality**



### SUB53

Diameter= 130mm  
Length= 130mm  
Euro5 / 200cpsi(Cells)  
**High Loading / Premium Quality**

## EURO 6



### SUB60

Diameter= 100mm  
Length= 130mm  
Euro6 / 200cpsi(Cells)  
**High Loading / Premium Quality**



### SUB61

Diameter= 110mm  
Length= 130mm  
Euro6 / 200cpsi(Cells)  
**High Loading / Premium Quality**



### SUB62

Diameter= 120mm  
Length= 130mm  
Euro6 / 200cpsi(Cells)  
**High Loading / Premium Quality**



### SUB63



Diameter= 130mm  
Length= 130mm  
Euro6 / 200cpsi(Cells)  
**High Loading / Premium Quality**

# METALLIC CATALYTIC SUBSTRATES

**RACING CONVERTERS HP +**  
let your 'Cat' run free

**S**-type Cell design substrates with 3 centers for Maximum performance and durability:

- High durability and strength
- Three winding centres as centroid
- High loading of precious metals
- 200cpsi can be used for tuning purposes



## EURO 4

### 200cpsi

- 101024** Φ100 L=100 Euro4 200cpsi
- 101124** Φ100 L=110 Euro4 200cpsi
- 101224** Φ100 L=120 Euro4 200cpsi
- 101324** Φ100 L=130 Euro4 200cpsi
- 111024** Φ110 L=100 Euro4 200cpsi
- 111124** Φ110 L=110 Euro4 200cpsi
- 111224** Φ110 L=120 Euro4 200cpsi
- 111324** Φ110 L=130 Euro4 200cpsi
- 121024** Φ120 L=100 Euro4 200cpsi
- 121124** Φ120 L=110 Euro4 200cpsi
- 121224** Φ120 L=120 Euro4 200cpsi
- 121324** Φ120 L=130 Euro4 200cpsi
- 128524** Φ120 L=85 Euro4 200cpsi
- 1271024** Φ127 L=100 Euro4 200cpsi
- 1271324** Φ127 L=130 Euro4 200cpsi

### 400cpsi

- 901044** Φ90 L=100 Euro4 400cpsi
- 101044** Φ100 L=100 Euro4 400cpsi
- 101144** Φ100 L=110 Euro4 400cpsi
- 101244** Φ100 L=120 Euro4 400cpsi
- 101344** Φ100 L=130 Euro4 400cpsi
- 108544** Φ100 L=85 Euro4 400cpsi
- 111044** Φ110 L=100 Euro4 400cpsi
- 111144** Φ110 L=110 Euro4 400cpsi
- 111244** Φ110 L=120 Euro4 400cpsi
- 111344** Φ110 L=130 Euro4 400cpsi
- 121044** Φ120 L=100 Euro4 400cpsi
- 121144** Φ120 L=110 Euro4 400cpsi
- 121244** Φ120 L=120 Euro4 400cpsi
- 121344** Φ120 L=130 Euro4 400cpsi
- 128544** Φ120 L=85 Euro4 400cpsi
- 1271344** Φ127 L=130 Euro4 400cpsi
- 131144** Φ130 L=110 Euro4 400cpsi

## EURO 5

### 200cpsi

- 901125** Φ90 L=110 Euro5 200cpsi
- 101025** Φ100 L=100 Euro5 200cpsi
- 101125** Φ100 L=110 Euro5 200cpsi
- 101225** Φ100 L=120 Euro5 200cpsi
- 101325** Φ100 L=130 Euro5 200cpsi
- 111025** Φ110 L=100 Euro5 200cpsi
- 111125** Φ110 L=110 Euro5 200cpsi
- 111225** Φ110 L=120 Euro5 200cpsi
- 111325** Φ110 L=130 Euro5 200cpsi
- 121025** Φ120 L=100 Euro5 200cpsi
- 121125** Φ120 L=110 Euro5 200cpsi
- 121225** Φ120 L=120 Euro5 200cpsi
- 121325** Φ120 L=130 Euro5 200cpsi
- 131125** Φ130 L=110 Euro5 200cpsi
- 131225** Φ130 L=120 Euro5 200cpsi

### 400cpsi

- 751045** Φ75 L=100 Euro5 400cpsi
- 757045** Φ75 L=70 Euro5 400cpsi
- 839045** Φ83 L=90 Euro5 400cpsi
- 901045** Φ90 L=100 Euro5 400cpsi
- 907045** Φ90 L=70 Euro5 400cpsi
- 951045** Φ95 L=100 Euro5 400cpsi
- 101045** Φ100 L=100 Euro5 400cpsi
- 101145** Φ100 L=110 Euro5 400cpsi
- 101245** Φ100 L=120 Euro5 400cpsi
- 101345** Φ100 L=130 Euro5 400cpsi
- 107045** Φ100 L=70 Euro5 400cpsi
- 108545** Φ100 L=85 Euro5 400cpsi
- 1051045** Φ105 L=100 Euro5 400cpsi
- 1051245** Φ105 L=120 Euro5 400cpsi
- 1051045** Φ105 L=100 Euro5 400cpsi

- 111045** Φ110 L=100 Euro5 400cpsi
- 111145** Φ110 L=110 Euro5 400cpsi
- 111245** Φ110 L=120 Euro5 400cpsi
- 111345** Φ110 L=130 Euro5 400cpsi
- 1151145** Φ115 L=110 Euro5 400cpsi
- 121045** Φ120 L=100 Euro5 400cpsi
- 121145** Φ120 L=110 Euro5 400cpsi
- 121245** Φ120 L=120 Euro5 400cpsi
- 121345** Φ120 L=130 Euro5 400cpsi
- 1251045** Φ125 L=100 Euro5 400cpsi
- 1251245** Φ125 L=120 Euro5 400cpsi
- 1271345** Φ127 L=130 Euro5 400cpsi
- 131145** Φ130 L=110 Euro5 400cpsi
- 131245** Φ130 L=120 Euro5 400cpsi



# METALLIC CATALYTIC SUBSTRATES

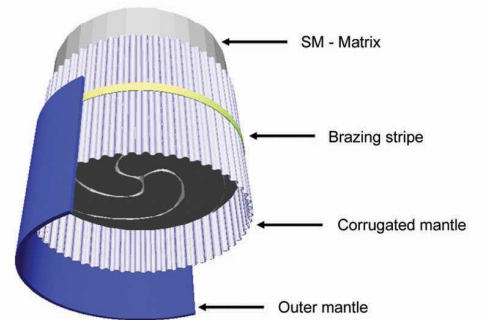
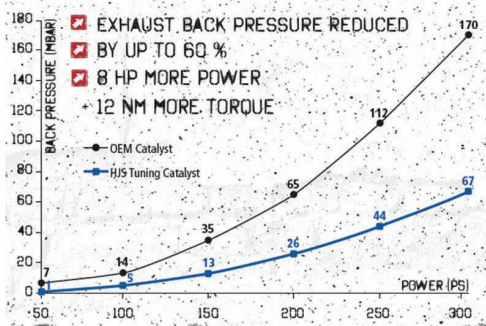



## MOTORSPORT

Winners Drive Clean

**SM**-type Cell design substrates with 3 centers for Maximum performance and durability:

- Very High durability and strength
- Three centers are winding wound around one center
- High loading of precious metals
- Winding of three flat and corrugated foils
- Can be used for tuning purposes



## EURO 4



**90603282**  
 Diameter= 93mm  
 Length= 130mm  
 200cps(Cells) / Euro4



**90603250**  
 Diameter= 108mm  
 Length= 130mm  
 200cps(Cells) / Euro4  
 HF+ (For High Temperature)



**90603244**  
 Diameter= 121mm  
 Length= 110mm  
 200cps(Cells) / Euro4  
 HF+ (For High Temperature)



**90603245**  
 Diameter= 121mm  
 Length= 130mm  
 200cps(Cells) / Euro4  
 HF+ (For High Temperature)



**90603295**  
 Diameter= 130mm  
 Length= 130mm  
 200cps(Cells) / Euro4  
 HF+ (For High Temperature)



# METALLIC CATALYTIC SUBSTRATES



## MOTORSPORT

Winners Drive Clean

### EURO 5



**90603347**  
Diameter= 108mm  
Length= 100mm  
200cpsi(Cells) / Euro5  
**HD** (For Porsche and High Performance Cars)



**90603394**  
Diameter= 130mm  
Length= 112mm  
200cpsi(Cells) / Euro5  
**HD** (For Porsche and High Performance Cars)



**90603398**  
Diameter= 143mm  
Length= 115mm  
200cpsi(Cells) / Euro5  
**HD** (For Porsche and High Performance Cars)

### EURO 6



**90603180**  
Diameter= 108mm  
Length= 83mm  
200cpsi(Cells) / Euro6  
**TS** (For Max Pollution Reduction)



**90603340**  
Diameter= 121mm  
Length= 130mm  
200cpsi(Cells) / Euro6



**90603399**  
Diameter= 143mm  
Length= 115mm  
200cpsi(Cells) / Euro6  
**HD** (For Porsche and High Performance Cars)



\*\*\*Contact us for the complete HJS product catalogue\*\*\*

# METALLIC CATALYTIC SUBSTRATES



**MOTORSPORT**  
Winners Drive Clean

## MOTORSPORT



**90603100**  
Diameter= 73mm  
Length= 82mm  
100cpsi(Cells)



**90603204**  
Diameter= 108mm  
Length= 100mm  
100cpsi(Cells)  
PE (Perforated Foil to reduce weight & Backpressure)



**90603105**  
Diameter= 108mm  
Length= 130mm  
100cpsi(Cells)



**90603341**  
Diameter= 121mm  
Length= 130mm  
100cpsi(Cells)  
HD (For Porsche and High Performance Cars)  
PE (Perforated Foil to reduce weight & Backpressure)



**90603297**  
Diameter= 130mm  
Length= 130mm  
100cpsi(Cells)

## CATALYSTS WITH FIA HOMOLOGATION



**Tuning Catalysts With FIA Homologation**  
HJS Light Weight Metallic Tuning Catalysts 100cpsi(Cells)  
FIA Approved for F / Group N / Rally Cars

## DOWNPIPES WITH HOMOLOGATION



**Downpipes With Homologation**  
HJS Euro4, Euro5 and Euro6 Downpipes With  
Metallic Tuning Catalyst 200cpsi(Cells)  
ECE Approved

## TUNING CATALYSTS WITH HOMOLOGATION



**Tuning Catalysts With Homologation**  
HJS Euro4, Euro5 and Euro6  
Metallic Tuning Catalysts 200cpsi(Cells)  
ECE R103 Approved

\*\*\*Contact us for the complete HJS product catalogue\*\*\*



**S/STEEL CONES**



Φ60  
Φ101  
**235060**  
Height= 67mm



Φ64  
Φ110  
**235085-02**  
Height= 60mm



Φ64  
Φ124  
**235110**  
Height= 58mm



Φ72  
Φ128  
**235114**  
Height= 100mm



Φ55  
Φ98  
**235137**  
Height= 73.5mm



Φ50  
Φ87  
**TR-01**  
Height= 100mm



Φ60  
Φ104  
**TR-03**  
Height= 100mm



Φ55  
Φ98  
**TR-04**  
Height= 100mm



Φ60  
Φ107  
**TR-05**  
Height= 100mm



Φ64  
Φ117  
**TR-06**  
Height= 100mm



Φ110  
**235156-55** Φ55mm  
**235156-70** Φ70mm  
**235156-64** Φ64mm  
**235156-76** Φ76mm



Φ58  
Φ108  
**C-110**  
Height= 50mm



Φ58  
Φ117  
**C-115**  
Height= 57mm



Φ58  
Φ124  
**C-120**  
Height= 57mm



Φ58  
Φ132  
**C-130**  
Height= 70mm



Φ58  
Φ152  
**C-150**  
Height= 65mm



Φ58  
Φ107  
**C65-105**  
Height= 58mm



Φ58  
Φ117  
**C65-115**  
Height= 65mm



Φ58  
Φ123  
**C65-120**  
Height= 65mm



**S/STEEL CONES**



**EC001**  
Height= 70mm



**EC002**  
Height= 55mm



**EC004XL**  
Height= 45mm



**EC005**  
Height= 56mm



**EC006**  
Height= 60mm



**EC007**  
Height= 75mm



**EC007B**  
Height= 70mm



**EC007G**  
Height= 45mm



**EC008**  
Height= 60mm



**EC009**  
Height= 70mm



**EC00957**  
Height= 70mm



**EC012**  
Height= 50mm



**EC013**  
Height= 56mm



**EC016**  
Height= 40mm



**EC017**  
Height= 75mm



**EC018**  
Height= 65mm



**EC019**  
Height= 55mm



**EC020**  
Height= 62mm




**EC023**  
Height= 70mm



**EC024**  
Height= 75mm

**S/STEEL CONES**



**S/STEEL CONES**



**TR-27**  
Height= 90mm



**HJS S/Steel Cones**

<b>Φ90mm</b>	
<b>90600556</b>	OD90 L59,50 Φ50
<b>90600557</b>	OD90 L79,50 Φ50
<b>90600554</b>	OD90 L69 Φ61
<b>90600555</b>	OD90 L47 Φ61
<b>90600558</b>	OD90 L62,50 Φ61
<b>Φ105mm</b>	
<b>90600548</b>	OD105 L150 Φ70
<b>90600549</b>	OD105 L92 Φ80
<b>90600547</b>	OD105 L73 Φ61
<b>90600550</b>	OD105 L44 Φ78
<b>90600541</b>	OD105 L92 Φ61
<b>90600543</b>	OD105 L54 Φ61
<b>90600542</b>	OD105 L44 Φ61
<b>90600551</b>	OD105 L92 Φ70
<b>Φ117mm</b>	
<b>90600552</b>	OD117 L80 Φ55
<b>90600533</b>	OD117 L72 Φ56
<b>90600546</b>	OD117 L73,50 Φ55
<b>90600534</b>	OD117 L72 Φ56
<b>90600530</b>	OD117 L83 Φ70
<b>90600531</b>	OD117 L88 Φ60
<b>90600532</b>	OD117 L60 Φ70
<b>Φ127mm</b>	
<b>90600553</b>	OD127 L153 Φ77
<b>90600520</b>	OD127 L103 Φ77
<b>90600540</b>	OD127 L103 Φ67
<b>90600539</b>	OD127 L114,50 Φ80
<b>90600536</b>	OD127 L171 Φ67
<b>90600538</b>	OD127 L180 Φ80





## FIA CONVERTERS



### CAT104R1

Inlet=63.5mm Body Diameter=101.5mm Total length=290mm

### CAT104R1-3

Inlet=76mm Body Diameter=101.5mm Total length=290mm

Substrate Length=105mm monolith

Metallic substrate 100cps / Up to 300HP

Max operating Temperature=1300dgrs C

FIA approved / Group N

FIA Homologation Number: SBF KAT 08-022

### CAT125R1

Inlet=63.5mm Body Diameter=127mm Total Length=300mm

### CAT125R1-3

Inlet=76mm Body Diameter=127mm Total Length=300mm

Substrate Length=105mm monolith

Metallic substrate 100cps / For 300HP-Up

Max operating Temperature=1300dgrs C

FIA approved / Group N

FIA Homologation Number: SBF KAT 09-023

## CLASSIC CARS CONVERTERS



### CAT01

Inlet Diameter= IDΦ57mm

Body Diameter= Φ100mm

Total Length= 250mm

Metallic Substrate 200 Cpsi

Specially for Classic Cars

Suitable for carburettor and fuel injected engines

Reduce heavy exhaust emissions and smells



### CAT02

Inlet Diameter= IDΦ45mm

Body Diameter= Φ83mm

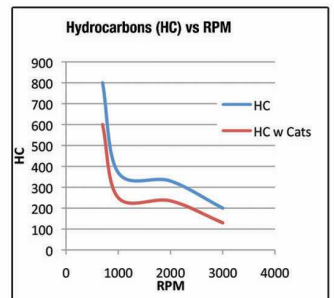
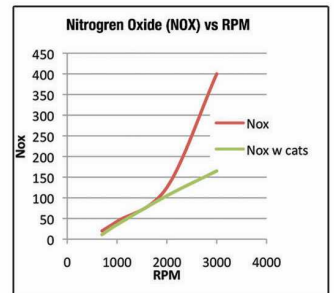
Total Length= 230mm

Metallic Substrate 200 Cpsi

Specially for Classic Cars

Suitable for carburettor and fuel injected engines

Reduce heavy exhaust emissions and smells



# PERFORMANCE CATALYTIC CONVERTERS

## EURO 4



**CAT104R2T** E-Marked  
Inlet=63.5mm, Body Diameter=101mm

**CAT104R2T-3** E-Marked  
Inlet=76mm, Body Diameter=101mm

**CAT105R** Without E-Mark  
Inlet=63.5mm, Body Diameter=101mm

**CAT105R-3** Without E-Mark  
Inlet=76mm, Body Diameter=101mm  
Total Length=300mm  
Metallic substrate 200cps / Euro4  
Designed for performance road vehicles



**CAT110R2**  
Inlet=63.5mm, Body Diameter=114mm  
Total Length=300mm  
Metallic substrate 200cps / Euro4  
Designed for performance road vehicles



**CAT125R2**  
Inlet=63.5mm, Body Diameter=127mm

**CAT125R2-3**  
Inlet=76mm, Body Diameter=127mm  
Total Length=300mm  
Metallic substrate 200cps / Euro4  
Designed for performance road vehicles



**C10**  
Inlet=50mm, Body Diameter=101mm  
Total Length=350mm  
Metallic substrate 200cps / Euro4  
Designed for performance road vehicles



**C11**  
Inlet=55mm, Body Diameter=120mm  
Total Length=390mm  
Metallic substrate 200cps / Euro4  
Designed for performance road vehicles



**C12**  
Inlet=60mm, Body Diameter=127mm  
Total Length=420mm  
Metallic substrate 200cps / Euro4  
Designed for performance road vehicles



**C13**  
Inlet=55mm, Body Dimensions=138x95mm  
Total Length=400mm  
Metallic substrate 200cps / Euro4  
Designed for performance road vehicles





## EURO 5

E9



**CATA9X** E-Marked  
Inlet=63.5mm, Body Diameter=101mm  
**CAT106R** Without E-Mark  
Inlet=63.5mm, Body Diameter=101mm  
Total Length=300mm  
Metallic substrate 200cpsi / Euro5  
Designed for performance road vehicles



**CAT-L34**  
Inlet=63.5mm, Body Diameter=114mm  
Total Length=300mm  
Metallic substrate 200cpsi / Euro5  
Designed for performance road vehicles

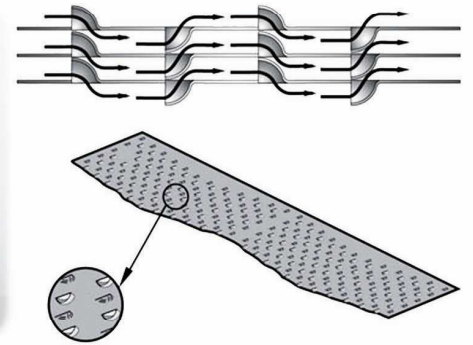


**CATXU1**  
Inlet=63.5mm, Body Diameter=127mm  
Total Length=300mm  
Metallic substrate 200cpsi / Euro5  
Designed for performance road vehicles

## PERFORMANCE DIESEL PARTICULATE FILTERS



**DPF125R**  
Inlet=63.5mm, Body Diameter=127mm  
Total Length=300mm  
Metallic substrate / 'TWISTER' Cell Design  
Designed for performance road vehicles



NEW!!! Special structure perforated foil



**DPF400R-3**  
Inlet=76mm, Body Dimensions=210x110  
Total Length=390mm  
Metallic substrate / 'TWISTER' Cell Design  
Designed for performance road vehicles  
Include 2 pipe adaptors from 76mm to 63.5mm





**LAMBDA BOSSES**



**998150**  
S/Steel Lambda boss  
with 50dgrs angle  
M18  $\Phi$ 25 L=33-12mm

**998175**  
S/Steel Lambda boss  
with 75dgrs angle  
M18  $\Phi$ 25 L=66-12mm



**501054**  
S/Steel Lambda boss  
M18 L=12mm



**501054-02**  
Mild Steel Chromed  
Lambda boss  
M18 L=9mm



**500084**  
S/Steel Plug M18



**LB038**  
Mild Steel  
Lambda boss+Plug M18



**OB4154**  
Mild Steel Lambda boss  
with 45dgrs angle  
M18  $\Phi$ 25 L=20-5mm



**LB040**  
Mild Steel Lambda boss  
with 40dgrs angle  
M18  $\Phi$ 27 L=36-10mm



**LB060**  
Mild Steel Lambda boss  
with 60dgrs angle  
M18  $\Phi$ 27 L=25-10mm



**BOSSM18**  
Mild Steel  
Lambda boss M18



**LB001**  
Mild Steel  
DPF Boss M16 x 1.5  
L=22mm / Internally Threaded



**LB002**  
Mild Steel  
DPF Boss M12 x 1.25  
L=20mm / Internal



**LB004**  
Mild Steel  
DPF Boss M14 x 1.5  
L=20mm / External



**LB013**  
Mild Steel  
DPF Boss M14 x 1.5  
L=20mm / External chamber



**LB015**  
Mild Steel  
DPF Boss M14 x 1.5  
L=14mm / Cap



**LB018**  
Mild Steel  
DPF Boss M6  
L=18mm



**LB022**  
Mild Steel  
DPF Boss M14 x 1.5  
L=20mm / External chamber



**LB030**  
Mild Steel  
DPF Boss M12 x 1.25  
L=18mm / Internal



**LB039**  
Mild Steel  
DPF Boss M12 x 1.25  
L=18mm / Plug for LB002



**LB040E**  
Mild Steel  
DPF Boss M16 x 1.5  
L=19mm / Shallow



**OB7442**  
Mild Steel  
DPF Boss M14 x 1.5  
L=20mm / Internal Seated



**SMP1578**  
Mild Steel  
DPF Boss M18 x 1.5  
L=20mm / for Sensor

## CEL-FIX ADAPTORS



**999100**  
Cel-Fix Adaptor  
with Ceramic HJS Cat / M18  
(To switch off the Control Engine Light)



**999145**  
Cel-Fix Adaptor  
with Ceramic HJS Cat / 45dgrs / M18  
(To switch off the Control Engine Light)



**999190**  
Cel-Fix Adaptor  
with Ceramic HJS Cat / 90dgrs / M18  
(To switch off the Control Engine Light)



**SA100**  
Cel-Fix Adaptor  
with Metallic Cat Euro5 / M18

**SA600**  
Cel-Fix Adaptor  
with Metallic Cat **Euro6** / M18  
(To switch off the Control Engine Light)



**SA145**  
Cel-Fix Adaptor  
with Metallic Cat Euro5 / 45dgrs / M18

**SA645**  
Cel-Fix Adaptor  
with Metallic Cat **Euro6** / 45dgrs / M18  
(To switch off the Control Engine Light)



**SA190**  
Cel-Fix Adaptor  
with Metallic Cat Euro5 / 90dgrs / M18

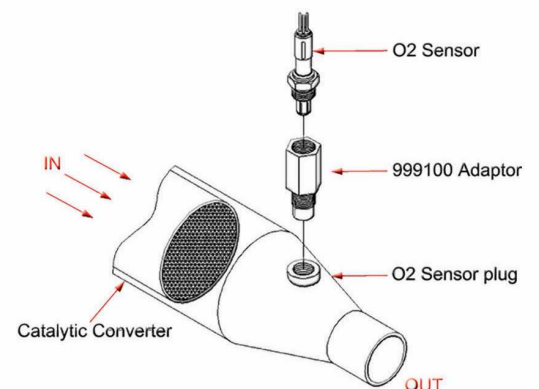
**SA690**  
Cel-Fix Adaptor  
with Metallic Cat **Euro6** / 90dgrs / M18  
(To switch off the Control Engine Light)

### Fitting Instructions

This Oxygen Sensor CEL-Fix adaptor is a solution for vehicles with titanium oxide sensors or "smart" Engine Control Units (ECUs) with sophisticated checks where an electronic oxygen sensor simulator cannot achieve the desired results. It is universal and applies to almost all EOBD vehicles which have two oxygen sensors (one before and one after the catalytic converter). This CEL-Fix is used to restore a normal signal for the oxygen sensor when the catalyst is removed or replaced with a racing catalyst resulting in an error message (CEL-Check Engine Light) in the controller. Unlike simple designs that place the Oxygen Sensor just a bit away from the exhaust gas stream and prevent the CEL only for short term, our CEL-Fix adaptor has an integrated HJS mini-catalyst which actually improves the exhaust gas quality before it is measured by the Oxygen Sensor. It comes with an Oxygen Sensor Standard Thread M18x1.55 on each side for easy installation. **The CEL-Fix adaptor MUST be installed ONLY on the second Oxygen Sensor which is always located after the Catalytic converter.** For vehicles with 2 parallel catalytic converters (Left and Right), must be used 2 CEL-Fix adaptors, always to the second Oxygen Sensor after the Catalytic Converters.

Warning: Never install the CEL-Fix adaptor to the first oxygen sensor (nearest to the engine) located in front of the catalytic converter, since it is responsible for proper information of the mixture because the CEL-Fix adaptor it will not work!

**Attention: After the installation of the adaptor, must visit a specialist to switch off the CEL!!!**





# DIESEL PARTICULATE FILTERS



**93113020**  
 Body Diameter= 158mm  
 Total length= 370mm  
 Inlet-Outlet= OD55  
 DPF Round / **Metallic**



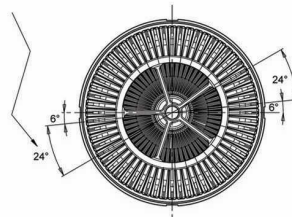
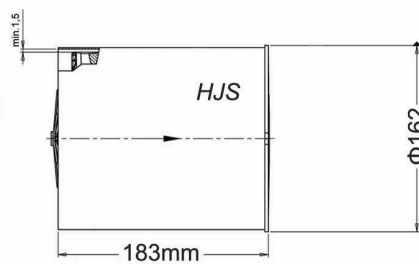
**90631130**  
 Body Diameter= 175x80mm  
 Total length= 405mm  
 Inlet-Outlet= OD60  
 DPF Oval / **Metallic**



**90631110**  
 Body Diameter= 158mm  
 Total length= 450mm  
 Inlet-Outlet= OD63  
 DPF Round with CATALYST / **Metallic**



**90631140**  
 Body Diameter= 162mm  
 Total length= 183mm  
 Round Substrate Suitable for DPF recondition / **Metallic**



**HJS Original-DPF® City-Filter®**

**Introduction**  
 Germany has read the signs of the times and taken up the fight against fine particulate matter which endangers health. Diesel particulate filters are standard on nearly all new cars supplied by German manufacturers, but it is also easy to retrofit older diesel vehicles with the City-Filter®. The new German Regulation legislating on labelling for low-emission vehicles makes retro-fitting even more important, because diesel vehicle that are not fitted with particulate filters are likely to be subject to the ban that will be in force in German city centers when levels of fine particulate matter in the atmosphere are too high.

**HJS Original-DPF City-Filter®**  
 HJS has developed the City-Filter® to retrofit cars and ensure optimum soot reduction. This maintenance-free, reliable and cost-optimized filter system can be quickly fitted to a vehicle downstream of its existing oxidation catalytic converter. The Retrofit Regulation stipulates that existing oxidants must be replaced if they are more than 5 years old or have been fitted for more than 80,000 km (50,000 miles). HJS therefore also offers the extended City-Filter (combined oxidant and diesel particulate filter) to save motorists any additional costs.

**Design principle**  
 The Core element is our diesel particulate filter made of sintered metal, which received the German Environment Award. Sintered metal is a material made from powdered metal using a special manufacturing process. It is applied to a mesh made of extended metal and then sintered. This gives the surface of the metal a porous structure, with is heat-resistant, robust and easy to work. Gases and liquids can escape through the minute pores. When exhaust gases flow from the engine into the filter casing, only the gaseous molecules are able to flow the porous filter material. The dangerous soot particles (particulate matter or PM) are trapped on the structured surface of the sintered metal. Thus, the City-Filter's® design and material give it significant advantages over other filters systems and at the same time the innovative pocket design means the filter lasts the lifetime of the vehicle.

Original-DPF® City-Filter®


**HJS Original-DPF® City-Filter®**

**How it works**  
 The vehicle's exhaust gases containing soot particles flow from the engine into the City-Filter's® casing (black arrow). Only the gaseous components pass through the minute pores of the filter pockets; the soot particles are trapped on the surfaces and deposited on the individual filter pockets (see magnifying glass).

Now the nitrogen dioxide (NO<sub>2</sub>) formed by the oxidation catalytic converter comes into contact with the soot deposits, causing the soot particles to oxidize and degrade; the NO<sub>2</sub> is reduced to nitrogen (NO). The other components of the exhaust gases carbon monoxide and hydrocarbon are oxidized into the harmless substances carbon dioxide and water. This chemical process is repeated continuously, regenerating the filter. This process is essential to the long lifetime of the filter. A well-functioning oxidant is even more important.

However, since the filter does not always have to go through a complete regeneration process, HJS has integrated a variable airflow cross-section into the City-Filter®. This ensures that the filter cannot become blocked.

The Filter's efficiency is adjusted by a defined hydraulic cross-section



# DIESEL PARTICULATE FILTERS

## PT6066T

Body Diameter= 154mm

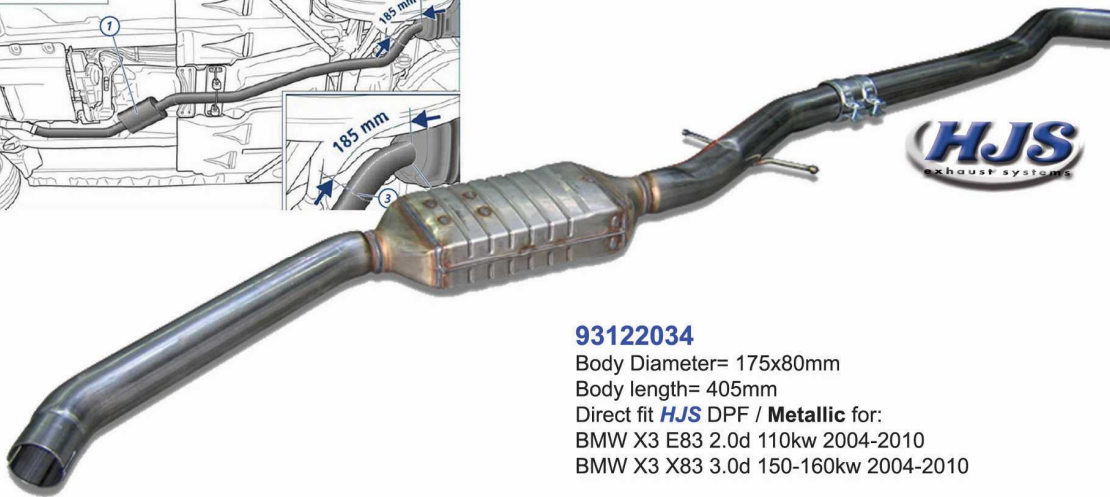
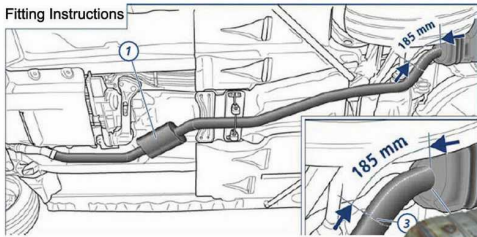
Body length= 350mm

Direct fit DPF with CATALYST / Ceramic for:

CITROEN C3 H.Back 1.6 16v HDi (109hp) 09/05-  
 CITROEN C4 Grand Picasso MPV 1.6 HDi (109hp) 10-06-  
 CITROEN C4 Picasso MPV 1.6 HDi (109hp) 02/07-  
 CITROEN C4 H.Back 1.6 HDi 110 FAP (109hp) 11/04-  
 CITROEN C4 Coupe 1.6 HDi 110 FAP (109hp) 11/04-  
 CITROEN C5 H.Back 1.6 HDi (109hp) 09/04-  
 CITROEN C5 StationWagon 1.6 HDi (109hp) 09/04-  
 CITROEN Xsara Picasso MPV 1.6 HDi (109hp) 05/04-  
 PEUGEOT 206 H.Back 1.6 HDi 110 (109hp) 05/04-  
 PEUGEOT 206SW StationWagon 1.6 HDi 110 (109hp) 05/04-  
 PEUGEOT 206CC Cabrio 1.6 HDi 110 (109hp) 04/05-  
 PEUGEOT 207 H.Back 1.6 HDi (109hp) 02/06-  
 PEUGEOT 207 StationWagon 1.6 HDi (109hp) 09/07-  
 PEUGEOT 207CC Cabrio 1.6 HDi (109hp) 02/07-  
 PEUGEOT 307 H.Back 1.6 HDi 110 FAP (109hp) 02/04-  
 PEUGEOT 307 H.Back 1.6 HDi (90hp) 01/06-  
 PEUGEOT 307SW StationWagon 1.6D (90hp) 12/06-  
 PEUGEOT 307 Break StationWagon 1.6 HDi 110 FAP (109hp) 02/04-  
 PEUGEOT 307SW StationWagon 1.6 HDi (109hp) 02/04-  
 PEUGEOT 307 Break 1.6 HDi (90hp) 01/06-  
 PEUGEOT 308 H.Back 1.6 HDi (90hp) 09/07-  
 PEUGEOT 308 H.Back 1.6 HDi (09hp) 09/07-  
 PEUGEOT 407 Sedan 1.6 HDi 110 (109hp) 05/04-  
 PEUGEOT 407 StationWagon 1.6 HDi 110 (109hp) 05/04-  
 PEUGEOT 1007 H.Back 1.6 HDi (109hp) 06/07-



Fitting Instructions



## 93122034

Body Diameter= 175x80mm

Body length= 405mm

Direct fit **HJS** DPF / **Metallic** for:

BMW X3 E83 2.0d 110kw 2004-2010

BMW X3 X83 3.0d 150-160kw 2004-2010



## DPF1072

**Metallic** Diesel Particulate Filter for:

Audi A3 2.0TDi BUY 06/2005-06/2008

Audi A3 2.0TDi BUY 03/2006-05/2010

Skoda Octavia 2.0TDi BMN 11/05-05/2010

VW Golf 5 2.0TDi BMN 06/2007-06/2009

VW Passat 2.0TDi BMR 08/2005-05/2009

VW Passat 2.0TDi BUZ 08/2005-05/2009

VW Touran 2.0TDi BMN 12/05-05/2010





# DIESEL PARTICULATE FILTERS



## DPF020

Diesel Particulate Filter + CAT for:  
 Audi A4 1.9 01/06-06/08  
 Audi A4 2.0 BRE,BPW 11/04-06/08  
 Audi A4 2.5 BCZ,BDG 11/04 -  
 Audi A4 2.7 BPP,CAMA 11/04-  
 Audi A4 3.0 BKN,ASB 11/04-  
 Audi A6 1.9Tdi 04-



## DPF044

Diesel Particulate Filter suitable for:  
 BMW 530d (E60) 3.0 M57N 02/02-05  
 BMW 525d (E60) 2.5 02/02-02/07  
 BMW X5 3.0(E53) M57N 01/03-09/06



## DPF029

Diesel Particulate Filter suitable for:  
 BMW X3 SUV 2.0D/3.0D E83/X83 04-10  
 BMW X3 E83 2.0d 05/2003-07/2006  
 BMW X3 E83 LCI 2.0d M47N2 03/06-08/07  
 BMW 520 E60/E61 2.0d 16v M47/N47  
 09/05-09/07



## DPF1040

Diesel Particulate Filter + Cat suitable for:  
 Alfa Romeo 159 1.9JTDM 939A1 9/05-  
 Alfa Romeo 159 1.9JTDM 939A2 9/05  
 Alfa Romeo 159 1.9JTDM 939A8 9/05-  
 Alfa Romeo 159 2.4JTDM 939A3 9/05-  
 Alfa Romeo Brera 2.4JTDM 939A3 1/06-  
 Alfa Romeo Spider 2.4JTDM 939A3 4/07-



## DPF1032

Diesel Particulate Filter suitable for:  
 Mitsubishi Pajero 3.2TD 4M41 '08-



## DPF1100

Diesel Particulate Filter suitable for:  
 Smart ForTwo 451 Coupe 0.8CDi WDB451300 '2007-  
 Smart ForTwo 451 Coupe 0.8CDi WDB451301 '2007-



## BM11058H

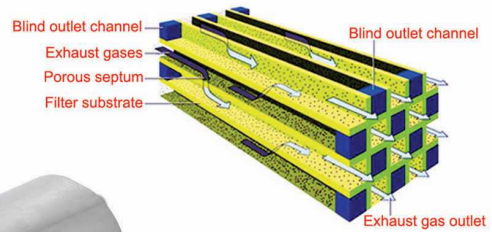
Diesel Particulate Filter + CAT suitable for:  
 LEXUS IS220D 2.2TD (2AD-FHV engine) '05-

**...more than 250 different models of Diesel Particulate Filters in stock...please contact us for more info**

# DIESEL PARTICULATE FILTERS

## CERAMIC SUBSTRATES

## Cordierite



**DPFMAN018**  
 Universal Diesel Particulate Filter  
 Ceramic Cordierite Substrate  
 Total Length= 275mm  
 Body Diameter= 152mm  
**DPF Only**



**DPFMAN020**  
 Universal Diesel Particulate Filter  
 Ceramic Cordierite Substrate  
 Total Length= 290mm  
 Body Diameter= 152mm  
**DPF+CAT**



**DPFMAN022**  
 Universal Diesel Particulate Filter  
 Ceramic Cordierite Substrate  
 Total Length= 170mm  
 Body Diameter= 127mm  
**DPF Only**



**DPFMAN023**  
 Universal Diesel Particulate Filter  
 Ceramic Cordierite Substrate  
 Total Length= 200mm  
 Body Diameter= 152mm  
**DPF Only**



**DPFMAN024**  
 Universal Diesel Particulate Filter  
 Ceramic Cordierite Substrate  
 Total Length= 195mm  
 Body Diameter= 200mm  
**DPF Only**



**DPFMAN067**  
 Universal Diesel Particulate Filter  
 Ceramic Cordierite Substrate  
 Total Length= 260mm  
 Body Diameter= 127mm  
**DPF High Loading**



**DPFMAN076**  
 Universal Diesel Particulate Filter  
 Ceramic Cordierite Substrate  
 Total Length= 250mm  
 Body Diameter= 250x115mm  
**DPF Only**



**DPFMAN088**  
 Universal Diesel Particulate Filter  
 Ceramic Cordierite Substrate  
 Total Length= 400mm  
 Body Diameter= 127mm  
**DPF+CAT**



**SUB15681**  
 Body Diameter = 156mm  
 Body Length = 81mm  
 Ceramic Substrate Euro4 / 400cps

## DPF Recondition Steps

1. Choose the right size of DPF Substrate

2. Cut and replace the old DPF Substrate





**DPF DELETE PIPES**



**DPP01**

DPF-DPD Delete pipe (Stainless steel)  
Isuzu D-Max '2012-'2017 2.5TD Twin Turbo  
With Metallic Catalyst 200cpsi  
OEM No: 8981776324



**DPP01-S**

DPF-DPD Delete pipe (Stainless steel)  
Isuzu D-Max '2012-'2017 2.5TD Twin Turbo  
OEM No: 8981776324



**112110**

DPF Delete pipe (Stainless steel)  
BMW F07,F10,F11 525d,530d,535d N57 '2008-'2013  
BMW E71 X6 30dx, 40dx N57, N57S '2009-'2014  
BMW E90,E91,E92,E93 325d,330d N57 '2008-'2013  
OEM No: 18308511143



**DPP-X3**

DPF Delete pipe (Mild steel)  
BMW X3 SUV 2.0D/3.0D E83/X83 '2004-'2010  
BMW X3 E83 2.0d 05/2003-07/2006  
BMW X3 E83 LCI 2.0d M47N2 03/06-08/07  
BMW 520 E60/E61 2.0d 16v M47/N47 09/05-09/07  
OEM No: 18307798159



**111105/1**

DPF Delete pipe (Stainless steel)  
BMW E81, E87, E82, E88 116d,  
118d, 120d, 123d N47 '2006-'2013  
OEM No: 18307812279



**111107/1**

DPF Delete pipe (Stainless steel)  
BMW E87 118d, 120d M47N2 '2003-'2007  
OEM No: 18307798309



**112109/2**

DPF Delete pipe (Stainless steel)  
BMW E90, E91, E92 335d M57N2 '2004-'2013  
OEM No:18308508523



**213119/1**

DPF Delete pipe (Stainless steel)  
VW Golf VI 1,6, 2.0 TDI, SKODA Superb Mk2 '2008-'2015  
OEM No: 1K0254704X

## DPF DELETE PIPES




### 111110/4

DPF Delete pipe (Stainless steel)  
BMW F25 X3 18d, 20dx N47N, N47S1 '2010-'2014  
OEM No: 18308508993



### 213109/3

DPF Delete pipe (Stainless steel)  
VW GOLF V 2.0 BMN/BMR/BUZ '2005-'2009  
VW TOURAN 2.0 BMN '2005-'2010  
AUDI A3 2.0 BUY/BMN '2005-'2010  
SKODA Octavia Mk2 1.9, 2.0 TDI '2004-'2012  
OEM No: 1K0254705SX



**DPP02** (with Metallic Cat 200cps)

**DPP02-S** (without Cat)

DPF Delete pipe (Stainless steel)  
Toyota Hi-Lux IV 2.5-3.0 D4-D 16v 4x4 2KD-FTV '2009-'2015  
OEM No: 17401OLO90 / 17410-OLO40

...more DPF Delete pipes in stock...please contact us for more info

## LAMBDA SENSOR



- OS-1000** 1 wire
- OS-2000** 2 wires
- OS-3000** 3 wires
- OS-4000** 4 wires
- OS-5000** 5 wires (Bosch)

High Quality Universal Lambda Sensors  
Fits almost all car models

## EXHAUST TEMPERATURE SENSOR



### ETS-01

Universal Exhaust Temperature  
Sensor 200-1200c



# MANIFOLDS



**HM-01** Stainless Steel  
Suitable for the models:  
HONDA Civic 1.3i/1.5i/1.6i 16v '88-'00



**HM-02** Stainless Steel  
Suitable for the models:  
HONDA Civic 1.6i 16v V-Tec '92-'00



**HM-03** Stainless Steel  
Suitable for the models:  
HONDA Civic 1.3i/1.5i/1.6i 16v '92-'00



**64-155** Mild Steel/Chrome Plated  
Suitable for the models:  
HONDA Civic EP3 '02-'05




**64-355** Mild Steel/Chrome Plated  
Suitable for the models:  
HONDA Integra/Acura RSX '02-'06



**111008** Stainless Steel  
Suitable for the models:  
MINI Cooper S R53 1.6i '02-'06  
**Weld-on connection**



**LF159** Stainless Steel  
TOYOTA YARIS/VITZ 1.3i 16v RS  
1NZ-FE '99-'03 / NCP10 '02-'05  
TOYOTA YARIS/VITZ 1.5i 16v RS  
2NZ-FE '99-'03 / NCP13 '02-'05  
TOYOTA YARIS/VITZ 1.5i 16v  
2NZ-FE '99-'03 / NCP13 '02-'05



**140090** Stainless Steel  
Suitable for the models:  
FORD Focus '00-'04



**146159-03** Stainless Steel  
Suitable for the models:  
PORSCHE 996 GT2  
PORSCHE 997 Turbo GT2 RS (620hp) '10-  
PORSCHE 997 Turbo (480hp) '06-'08  
Set of headers (Left+Right)



**146240-02** Stainless Steel  
Suitable for the models:  
Porsche 987 Boxster S 3.2i (280hp) '05-'06  
Porsche 987 Boxster S 2.7i (245hp) '06-'08  
Porsche 987 Boxster S 3.4i (295hp) '07-'08  
WITHOUT Cats / Replaces first Catalysts  
With 2 CEL-Fix adaptors  
Set of headers (Left+Right)

# TURBO HEADERS

## MITSUBISHI COLT CZT



**146413** Stainless Steel  
Suitable for the models:  
MITSUBISHI COLT CZT 1.5 Turbo '04-'07  
MITSUBISHI COLT CZT 1.5 Turbo RALLIART '08-  
SMART ForFour Brabus 1.5 Turbo '05-  
Fits the OEM turbocharger

## TOYOTA STARLET GLANTZA



**146213** Stainless Steel  
Suitable for the models:  
TOYOTA Starlet Glanza EP82/EP91  
Fits on Garrett turbocharger





# LINK PIPES



**411S-60** S/Steel Up-Pipe  
for SUBARU Impreza '92-'06  
WRX / STi / GT / GC8 / GDA / GDB  
Fit on OEM exhaust system

MITSUBISHI EVO 4-9  
(O.E STYLE) 2,0 TURBO



**64-531S-1** S/Steel  
Fit on OEM exhaust system

MITSUBISHI EVO 4-9  
2,0 TURBO



**LF145** S/Steel  
Doesn't fit on OEM exhaust system



**LF169** S/Steel  
Mitsubishi Evo 7-9  
Doesn't fit on OEM exhaust system

HANDMADE  
100%



**LP-CZT** S/Steel Link pipe  
for MITSUBISHI COLT Ralliart/ COLT CZT/  
COLT PLUS Turbo/ COLT CZC  
Fit on OEM exhaust system







# Down pipes

**HANDMADE  
100%**



**DP05-EX** S/Steel Down pipe  
Suitable for the models:  
MITSUBISHI COLT Ralliart/ COLT CZT/  
COLT PLUS Turbo/ COLT CZC 4G15 '08-  
SMART ForFour 4G15 '05-  
with **HJS** racing Metallic Cat 200cps  
**Doesn't fit on the OEM system**



**DP05-EX-S** S/Steel Down pipe  
Suitable for the models:  
MITSUBISHI COLT Ralliart/ COLT CZT/  
COLT PLUS Turbo/ COLT CZC 4G15 '08-  
SMART ForFour 4G15 '05-  
**Without Cat / With CEL-Fix adaptor**  
**Doesn't fit on the OEM system**



**DP05-H** S/Steel Dump pipe HEAD  
Suitable for the models:  
MITSUBISHI COLT Ralliart/ COLT CZT/  
COLT PLUS Turbo/ COLT CZC 4G15 '08-  
SMART ForFour 4G15 '05-  
**For special customized constructions**  
**Weld on connection**



**DP05-H-EX** S/Steel Dump pipe HEAD  
Suitable for the models:  
MITSUBISHI COLT Ralliart/ COLT CZT/  
COLT PLUS Turbo/ COLT CZC 4G15 '08-  
SMART ForFour 4G15 '05-  
**For special customized constructions**  
**Weld on connection**



**DP06** S/Steel Down pipe  
Suitable for:  
FIAT PUNTO GT T25-28  
**Weld on connection**



**DP07** S/Steel Front pipe  
Suitable for the models:  
A.ROMEO 147 1.6/2.0 16v Twin Spark '01-  
A.ROMEO 156 1.6/1.8/2.0 16v Twin Spark  
'97-'02  
**Weld on connection**



**DP08** S/Steel Front pipe  
Suitable for the models:  
A.ROMEO 147 1.6/2.0 16v Twin Spark '01-  
A.ROMEO 156 1.6/1.8/2.0 16v Twin Spark  
'97-'02  
**Weld on connection**

## Down pipes

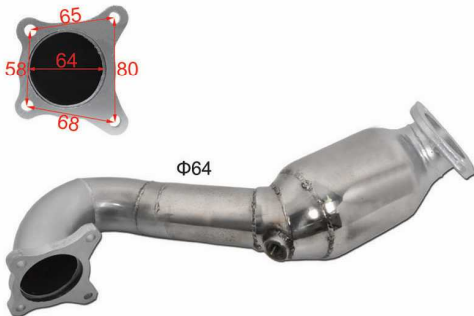
**HANDMADE  
100%**



**DP09** S/S Down pipe  
Suitable for the models:  
VW Golf 5 1.4 TSi (140hp/160hp/170hp) '07-'08  
VW Golf 6 1.4 TSi (160hp) '09-'12  
VW Scirocco 1.4 TSi (160hp) '08-  
VW New Beetle 1.4 TSi (160hp) '11-  
with **HJS** racing Metallic Cat 200cpsi  
**Fits the OEM system**



**DP09-S** S/S Down pipe  
Suitable for the models:  
VW Golf 5 1.4 TSi (140hp/160hp/170hp) '07-'08  
VW Golf 6 1.4 TSi (160hp) '09-'12  
VW Scirocco 1.4 TSi (160hp) '08-  
VW New Beetle 1.4 TSi (160hp) '11-  
**Without Cat / With CEL-Fix adaptor**  
**Fits the OEM system**



**DP09-122** S/S Down pipe  
Suitable for the models:  
VW Golf 6 1.4 TSi (122hp) '09-  
VW SCIROCCO 1.4 TSi (122hp) '09-  
AUDI A3 8P 1.4 TFSi (125hp) '08-'13  
With **HJS** racing Metallic Cat 200cpsi  
**Fits the OEM system**



**DP09-122-S** S/S Down pipe  
Suitable for the models:  
VW Golf 6 1.4 TSi (122hp) '09-  
VW SCIROCCO 1.4 TSi (122hp) '09-  
AUDI A3 8P 1.4 TFSi (125hp) '08-'13  
**Without Cat / With CEL-Fix adaptor**  
**Fits the OEM system**



**DP10** S/Steel Down pipe  $\Phi 76$   
for FIAT ABARTH:  
1.4T 500 (135hp/160hp) '2008-  
1.4T 595 Turismo/Competizione (160hp) '12-  
With **HJS** racing Metallic Cat 200cpsi  
**Doesn't fit on the OEM system**



**DP10-S** S/Steel Down pipe  $\Phi 76$   
for FIAT ABARTH:  
1.4T 500 (135hp/160hp) '2008-  
1.4T 595 Turismo/Competizione (160hp) '12-  
**Without Cat / With CEL-Fix adaptor**  
**Doesn't fit on the OEM system**



**DP11** S/Steel Down pipe  
for AUDI S3 1.8T Quattro 8L '99-'02  
AUDI TT 1.8T Quattro MK1 8N '99-'06  
**Weld on connection**



## Down pipes

**HANDMADE  
100%**

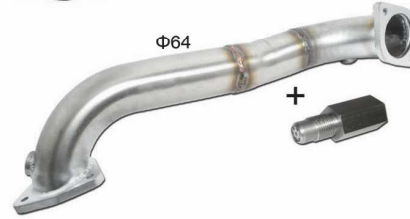


### DP12 S/Steel Down pipe 64mm

Suitable for the models:

PEUGEOT 207 THP 1.6i 16v '07-  
PEUGEOT 208 GTi 1.6i Turbo 16v (200hp) '2013-  
PEUGEOT 308 THP 1.6 16v (150hp) '08-  
PEUGEOT RCZ THP 1.6i 16v (155hp) '2010-  
CITROEN C4 THP 1.6i 16v (150hp) '08-  
CITROEN DS3 RACING 1.6i 16v (203hp) '2011-  
CITROEN DS4 THP 1.6i 16v (200hp) '2011-  
MINI Cooper S R56 1.6i Turbo '09-  
MINI Cooper S R60 Countryman ALL4 1.6i Turbo '2011  
MINI JCW ALL4 1.6i Turbo '2012-  
With **HJS** racing Metallic Cat 200cpsi

**Doesn't fit on the OEM system**



### DP12-S S/Steel Down pipe 64mm

Suitable for the models:

PEUGEOT 207 THP 1.6i 16v '07-  
PEUGEOT 208 GTi 1.6i Turbo 16v (200hp) '2013-  
PEUGEOT 308 THP 1.6 16v (150hp) '08-  
PEUGEOT RCZ THP 1.6i 16v (155hp) '2010-  
CITROEN C4 THP 1.6i 16v (150hp) '08-  
CITROEN DS3 RACING 1.6i 16v (203hp) '2011-  
CITROEN DS4 THP 1.6i 16v (200hp) '2011-  
MINI Cooper S R56 1.6i Turbo '09-  
MINI Cooper S R60 Countryman ALL4 1.6i Turbo '2011  
MINI JCW ALL4 1.6i Turbo '2012-

**Without Cat / With CEL-Fix adaptor**

**Doesn't fit on the OEM system**



### DP13 S/Steel Down pipe 76mm

Suitable for the models:

PEUGEOT 207 THP 1.6i 16v '07-  
PEUGEOT 208 GTi 1.6i Turbo 16v (200hp) '2013-  
PEUGEOT 308 THP 1.6 16v (150hp) '08-  
PEUGEOT RCZ THP 1.6i 16v (155hp) '2010-  
CITROEN C4 THP 1.6i 16v (150hp) '08-  
CITROEN DS3 RACING 1.6i 16v (203hp) '2011-  
CITROEN DS4 THP 1.6i 16v (200hp) '2011-  
MINI Cooper S R56 1.6i Turbo '09-  
MINI Cooper S R60 Countryman ALL4 1.6i Turbo '2011  
MINI JCW ALL4 1.6i Turbo '2012-  
With **HJS** racing Metallic Cat 200cpsi

**Doesn't fit on the OEM system**



**DP14** S/Steel Down pipe  
for OPEL Corsa D OPC 1.6i  
Turbo (192 Hp) '07 → '09

**Doesn't fit on the OEM system**

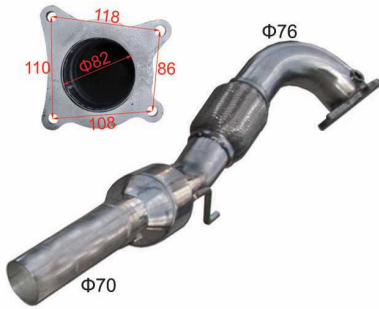


**DP15** S/Steel Down pipe  
for OPEL Corsa D OPC 1.6i  
Turbo (192 Hp) '07 → '09

**Fits the OEM system**

## Down pipes

**HANDMADE  
100%**



**DP16** S/Steel Down pipe  
Suitable for the models:  
VW Golf 5 GTi 2.0 TFSi '05-  
VW Golf 6 GTi 2.0 TFSi '05-  
VW Scirocco 2.0 TSi '08-  
VW Jetta 5 2.0 TFSi '05-  
SEAT Leon Cupra R 2.0 TSi '06-  
SEAT Leon 2.0 TFSi '06-  
AUDI A3 8P 2.0 TFSi '05-'13  
SKODA Octavia RS 2.0 TFSi '06-  
with Euro4 racing Metallic Cat 200cps  
**Weld on connection**



**DP16-S** S/Steel Down pipe  
Suitable for the models:  
VW Golf 5 GTi 2.0 TFSi '05-  
VW Golf 6 GTi 2.0 TFSi '05-  
VW Scirocco 2.0 TSi '08-  
VW Jetta 5 2.0 TFSi '05-  
SEAT Leon Cupra R 2.0 TSi '06-  
SEAT Leon 2.0 TFSi '06-  
AUDI A3 8P 2.0 TFSi '05-'13  
SKODA Octavia RS 2.0 TFSi '06-  
**Without Cat / With CEL-Fix Adaptor**  
**Weld on connection**



**DP17** S/Steel Down pipe  
Suitable for the models:  
OPEL GT 2.0 16v Turbo (264hp) '07-'09  
With **HJS** racing Metallic Cat 100cps  
**Fits the OEM system**



**DP17-S** S/Steel Down pipe  
Suitable for the models:  
OPEL GT 2.0 16v Turbo (264hp) '07-'09  
**Without Cat / With CEL-Fix Adaptor**  
**Fits the OEM system**



**DP18** S/Steel Down pipe  
Suitable for the models:  
SEAT Leon Cupra 2.0 TFSi '06-  
VW Golf 5/6 2.0 TFSi '05-  
with Euro4 racing Metallic Cat 200cps  
**Weld on connection**



**DP18-S** S/Steel Down pipe  
Suitable for the models:  
SEAT Leon Cupra 2.0 TFSi '06-  
VW Golf 5/6 2.0 TFSi '05-  
**Without Cat / With CEL-Fix Adaptor**  
**Weld on connection**



**DP19**  
Exhaust downpipe 76mm for A. ROMEO  
BRERA Coupé / Spider 1750 TBi (200 hp) '10-on  
Giulietta 1750 TBi (235hp) '2010-on  
159 1750 TBi (200hp) '2009-'2011  
with **HJS** Racing Metallic Cat Euro4 200cps  
**Weld on connection**



**DP19-S**  
Exhaust downpipe 76mm for ALFA ROMEO  
BRERA Coupé / Spider 1750 TBi (200 hp) '10-on  
Giulietta 1750 TBi (235hp) '2010-on  
159 1750 TBi (200hp) '2009-'2011  
**Without Cat / With CEL-Fix Adaptor**  
**Weld on connection**



## Down pipes

**HANDMADE  
100%**



### DP20 S/Steel Down pipe $\Phi$ 70

for FIAT ABARTH:

1.4T 500 (180hp/190hp) '2009-  
1.4T 595 Turismo/Competizione (165hp/180hp) '13-  
1.4T 695 (180hp/190hp) '2009-

With **HJS** racing Metallic Cat 200cpsi

**Doesn't fit on the OEM system**



### DP20-S S/Steel Down pipe $\Phi$ 70

for FIAT ABARTH:

1.4T 500 (180hp/190hp) '2009-  
1.4T 595 Turismo/Competizione (165hp/180hp) '13-  
1.4T 695 (180hp/190hp) '2009-

**Without Cat** / With CEL-Fix adaptor

**Doesn't fit on the OEM system**



### DPSM-S S/Steel Down pipe

OD=38mm / Thickness 2.0mm

SMART 450 ForTwo 0.7L turbo Coupe/Cabrio '98-'07

**Weld on connection / For custom-made exhausts**



### DPBR-S S/Steel Down pipe

OD=42mm / Thickness 2.0mm

SMART **BRABUS** 450 ForTwo 0.7L turbo Coupe/Cabrio '98-'07

**Weld on connection / For custom-made exhausts**



### 186430-01 S/Steel Down pipe

MINI R56 Cooper S 1.6i Turbo (175/184hp) '07-  
MINI R56 Cooper S 1.6i Turbo "John Cooper Works" (211hp) '08-  
MINI R57 Cooper S 1.6i Turbo Cabrio '09-  
MINI R60 Cooper S Countryman ALL4 1.6i Turbo '2011-  
PEUGEOT 207 THP 1.6i 16v (150HP) '07-  
PEUGEOT 207cc THP 1.6i 16v (150HP) '07-  
PEUGEOT 207 GTi/RC 1.6i 16v (174HP) '08-

With metallic racing Cat  $\Phi$ 110 Euro4 200cpsi

**Fits the OEM exhaust system**




### 186430-WC S/Steel Down pipe

MINI R56 Cooper S 1.6i Turbo (175/184hp) '07-  
MINI R56 Cooper S 1.6i Turbo "John Cooper Works" (211hp) '08-  
MINI R57 Cooper S 1.6i Turbo Cabrio '09-  
MINI R60 Cooper S Countryman ALL4 1.6i Turbo '2011-  
PEUGEOT 207 THP 1.6i 16v (150HP) '07-  
PEUGEOT 207cc THP 1.6i 16v (150HP) '07-  
PEUGEOT 207 GTi/RC 1.6i 16v (174HP) '08-

**Without Cat** / With CEL-Fix adaptor

**Fits the OEM exhaust system**

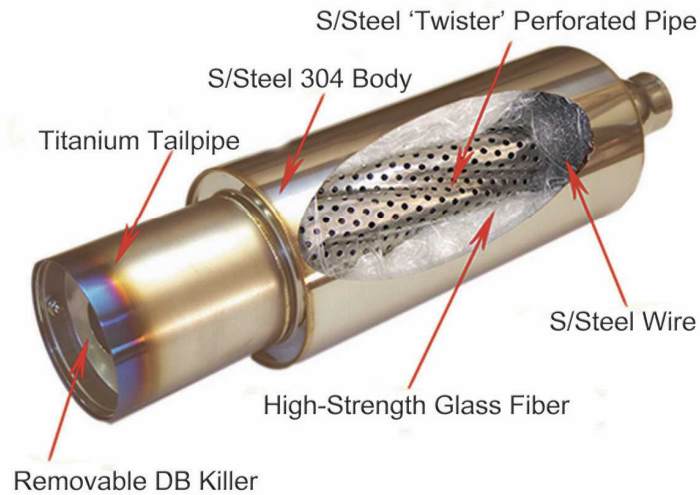


### 186217-01 S/Steel Down pipe

VW Scirocco 2.0TSi (200hp/211hp) '08-  
VW Scirocco R 2.0TSi (265hp) '10-  
VW Golf 5 GTi 2.0TFSi (200hp) '05-'08  
VW Golf 5 GTi "Edition 30" 2.0TFSi (230hp) '07-'08  
VW Golf 6 GTi 2.0TSi (211hp) '09-  
VW Jetta 5 2.0TFSi (200hp) '05-  
SEAT Leon Cupra R 2.0TSi (265hp) '10-  
SEAT Leon 2.0TFSi (185hp) '06-  
SEAT Leon Cupra 2.0TFSi (240hp) '06-  
SEAT Leon 2.0FSi FR (200hp/211hp) '06-  
SKODA Octavia RS 2.0TFSi (200hp) '06-  
With metallic racing Cat Euro4 200cpsi



**UNIVERSAL MUFFLERS**



**32D-211**  
 Body Length=300mm / Body Diameter=127mm  
 Tip Length=130mm / Tip Diameter=114mm  
 Inlet Diameter(OD)=60-50mm  
 Straight Cut  
 'Twister' Spiral perforated pipe



**LF115**  
 Body Length=330mm / Body Diameter=215x120mm  
 Tip Length=120mm / Tip Diameter=155x75mm  
 Inlet Diameter(OD)=60-50mm  
 Slant Cut  
 'Twister' Spiral perforated pipe



**12-209**  
 Body Length=350mm / Body Diameter=101mm  
 Inlet Diameter(OD)=60-50mm  
 'Twister' Spiral perforated pipe



**22-210-76**  
 Body Length=400mm / Body Diameter=115mm  
 Inlet Diameter(OD)=76mm  
 'Twister' Spiral perforated pipe



# UNIVERSAL MUFFLERS



## TR200

Body Length=300mm / Body Diameter=127mm  
 Tip Length=145mm / Tip Diameter=101mm  
 Inlet Diameter(OD)=60-50mm  
 Slant Cut / DB Killer



## TR201

Body Length=350mm / Body Diameter=140mm  
 Tip Length=125mm / Tip Diameter=101mm  
 Inlet Diameter(OD)=60-50mm  
 Slant Cut / DB Killer



## TR202

Body Length=350mm / Body Diameter=140mm  
 Tip Length=130mm / Tip Diameter=101mm  
 Inlet Diameter(OD)=60-50mm  
 Straight Cut / DB Killer



## TR203

Body Length=350mm / Body Diameter=127mm  
 Tip Length=120mm / Tip Diameter=89mm  
 Inlet Diameter(OD)=54-50mm  
 Straight Cut / DB Killer

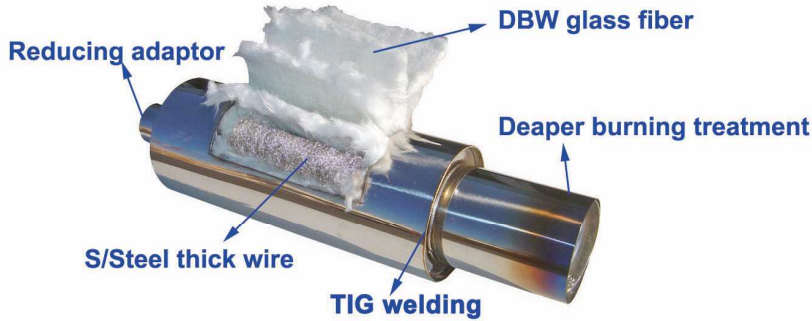


## TR304

Body Length=350mm / Body Diameter=210x150mm  
 Inlet Diameter(OD)=64mm  
 with Vacuum Valve Control System



**UNIVERSAL MUFFLERS**



ID=Inlet Diameter  
 BD=Body Diameter  
 BL=Body Length  
 TL=Tip Length  
 TD=Tip Diameter



**BL112**  
 ID=60-50 BD=140 BL=350  
 TL=130 TD=101  
 Slant Cut / DB Killer



**BL113**  
 ID=55-50 BD=140 BL=350  
 TL=130 TD=101  
 Straight Cut / DB Killer



**BL124**  
 ID=55 BD=101 BL=305  
 TL=76 TD=89  
 Slant Cut / DB Killer



**BL125**  
 ID=60 BD=101 BL=203  
 TL=65 TD=89  
 Straight Cut / DB Killer



**BL127**  
 ID=60 BD=150 BL=300  
 TL=130 TD=50



**BL132**  
 ID=60-50 BD=140 BL=350  
 TL=130 TD=101  
 Straight Cut / DB Killer



**BL133**  
 ID=60-50 BD=127 BL=365  
 TL=70 TD=89  
 Slant Cut / DB Killer



**BL145**  
 ID=55-50 BD=210X125 BL=350  
 TL=220 TD=144X75



**BL146**  
 ID=55-50 BD=210X125 BL=350  
 TL=220 TD=144X75



# UNIVERSAL MUFFLERS

ID=Inlet Diameter  
 BD=Body Diameter  
 BL=Body Length  
 TL=Tip Length  
 TD=Tip Diameter



**TR840** (Slant cut oval tips)  
 ID=60-50 BD=210x125 BL=400  
 TL=180 TD=83x70 / Slant Cut



**TR850**  
 ID=60-50 BD=210x125 BL=400  
 TL=180 TD=76 / Straight Cut



**BL187-76** (Slant cut tip)  
 ID=76 BD=140 BL=350  
 TL=120 TD=101  
 Slant Cut / DB Killer



**BL187ST-70** (Straight cut tip)  
 ID=70 BD=140 BL=350  
 TL=120 TD=101  
**BL187ST-76** (Straight cut tip)  
 ID=76 BD=140 BL=350  
 TL=120 TD=101  
 Straight Cut / DB Killer

## MK LINE HIGH QUALITY MUFFLERS IN LOW PRICE



**MK20**  
 ID=55-50 BD=127 BL=350  
 TL=120 TD=89  
 Straight Cut / DB Killer



**MK10**  
 ID=55-50 BD=101 BL=350

**HANDMADE  
100%**

# Monster Line by Twister



**1000hp +**

**Φ80=400-600hp**

**Φ90=600-800hp**

**Φ100=800-1000+hp**

ID=Inlet Diameter  
BD=Body Diameter  
BL=Body Length  
TL=Tip Length  
TD=Tip Diameter



**ML100-80**  
BD=110 BL=350 ID=80



**ML101-90**  
BD=125 BL=350 ID=90  
**ML101-100**  
BD=125 BL=350 ID=100



**ML102-80**  
BD=220x140 BL=350 ID=80  
**ML102-90**  
BD=220x140 BL=350 ID=90  
**ML102-100**  
BD=220x140 BL=350 ID=100



**ML103-80**  
BD=180 BL=400 ID=80  
**ML103-90**  
BD=180 BL=400 ID=90  
**ML103-100**  
BD=180 BL=400 ID=100



**ML200-80**  
BD=180 BL=400 ID=80 TL=160 TD=115  
**ML200-90**  
BD=180 BL=400 ID=90 TL=160 TD=115  
**ML200-100**  
BD=180 BL=400 ID=100 TL=160 TD=115





# DIRECT FIT TAIL PIPES



Φ70

**06-1006** S/Steel T304  
VW Golf MK4 / VW New Beetle  
Total Length=250mm  
Diameter=2x70 Inlet(ID)=48mm



**06-8503** S/S-Chrome plated  
MERCEDES E SERIES  
W211 E200/E220/E240/E320  
Compressor  
Oval=104x75 Inlet(ID)=54mm



**06-8504** S/S-Chrome plated  
MERCEDES S SERIES W220 S320/S350/S430  
Does **NOT** fit the CDi models  
Oval=224x70 Inlet(ID)=54mm



**06-8505** S/S-Chrome plated  
MERCEDES E SERIES  
W211 E200/E220/E240/E320  
Compressor - Chrome plated  
Oval=225x75 Inlet(ID)=54mm



**06-8507** S/S-Chrome plated  
MERCEDES S SERIES  
W221 S320/S350/S500/S550 '06-'09  
Does **NOT** fit on 4matic & CDi models  
Oval=170x70 Inlet(ID)=54mm



**06-8508** S/S-Chrome plated  
MERCEDES S SERIES  
W221 S320/S350/S500/S550 '06-'09  
Does **NOT** fit on 4matic & CDi models  
Oval=225x70 Inlet(ID)=54mm



**06-8509** S/S-Chrome plated  
MERCEDES E-Class W211 **CDi** 2003-2007  
Oval=224x70 Inlet(ID)=64mm



**06-8514** S/S-Chrome plated  
MERCEDES GLK X204 2008-2012  
280/300/350 4Matic - 200/220/250/320/350 CDi  
Total Length=157mm Oval=113x78



**06-8515** S/S-Chrome plated  
MERCEDES W204 C200  
Oval=190x70 Inlet(ID)=103x58mm



# DIRECT FIT TAIL PIPES



**06-8608** S/Steel-Chrome plated  
Porsche Boxster 986 2.7 - S 3.2 00-04  
Total Length=125mm  
Diameter=2x89 Inlet(OD)=89mm



**06-8609** S/Steel-Aluminium  
Porsche Boxster 986 2.7 - S 3.2 00-04  
Total Length=150mm  
Diameter=2x89 Inlet(OD)=89mm



**06-8611** S/Steel-Carbon Fiber  
Porsche 997 GT3 3.6i (415hp) '07-  
Porsche 997 GT3 RS 3.6i (415hp) '07-  
Porsche 997 GT3 3.8i (435hp) '09-  
Porsche 997 GT3 RS 3.8i (450hp) '10-  
Total Length=135mm  
Diameter=2x89 (207x89mm)



**152808** S/Steel-Carbon  
Ferrari 458 Italia / Spider  
Diameter=2x90 1x80  
Inlet(OD)=2x113mm 1x100



**152808-01** S/Steel-Titanium Burned  
Ferrari 458 Italia / Spider  
Diameter=2x90 1x80  
Inlet(OD)=2x113mm 1x100



**152475** S/Steel-Brush polished  
Lamborghini Murcielago LP640  
Total Length=270mm  
Dimensions=280x120mm



**152813-01** S/Steel  
Ford Focus ST 2013  
Total Length=155mm  
Dimensions=275x75mm



**152838** S/Steel-Chrome Plated  
Ford Focus ST Style  
Total Length=240mm  
Dimensions=275x75mm Inlet(OD)=64mm





## DIRECT FIT TAIL PIPES



**06-5603S** S/Steel T304  
 BMW 318i E36 '90-'00  
 BMW 520i E34 '89-'97  
 Total Length=160mm  
 Oval=155x75 Inlet(OD)=64mm



**06-5605S** S/S-Chrome plated  
 BMW X5 3.0 E53 '99-'06  
 Total Length=188mm  
 Oval=145x80 Inlet(ID)=72mm



**06-8601** S/S-Chrome plated  
 PORSCHE 911-996 Turbo  
 Total Length=110-100mm  
 Oval=145x95 Inlet(ID)=60mm



**151672** S/S-Chrome plated  
 Porsche 997 turbo (480hp) '06-'08  
 Porsche 997 turbo (500hp) '09-  
 Porsche 997 turbo S (530hp) '10-  
 Total Length=140mm  
 Oval=185x81 Inlet(ID)=60mm



**06-8606** S/S-Chrome plated  
 Porsche 997 non-turbo Carrera S 3.8i (355hp) '04-'08  
 Porsche 997 non-turbo Carrera S 3.6i (325hp) '05-'08  
 Porsche 997 non-turbo Carrera 4S 3.8i (355hp) '05-'08  
 Total Length=135mm  
 Oval=185x81 Inlet(ID)=60mm



**06-8502** S/S-Chrome plated  
 M/des W163 ML320/ML350  
 Total Length=285mm  
 Oval=120x80 Inlet(ID)=70mm



**151644** S/S-Chrome plated  
 Range Rover Sport TD V6-V8 '02-'09  
 Total Length=210mm  
 Oval=120x83 Inlet(ID)=63mm



# DIRECT FIT TAIL PIPES



**152241**  
VOLVO XC90 2.5T  
190x83 L115 IN64  
Chrome Plated



**151991** (Left & Right)  
2XΦ80 IN67-60 S/Steel Chrome plated  
For BMW X6 E71 to give an M Look  
with 2 Plastic Cover Trims PC-X6



**151602-C**  
Vw Touareg S/Steel tips  
3.2i VR6 03-Up  
119x81 IDΦ67



**151602-TDI**  
Vw Touareg S/Steel tips  
Fits ALL TDI models from 02-10  
3.6i VR6 (280Hp) 07-Up  
4.2i V8 (310Hp) 04-Up  
119x81 IDΦ70



**BL224-TDI**  
Vw Touareg S/Steel tips  
Fits ALL TDI models from 02-10  
3.6i VR6 (280Hp) 07-Up  
4.2i V8 (310Hp) 04-Up  
152x95 IDΦ70



## DIRECT FIT TAIL PIPES



**152422-01**  
2xΦ89 INΦ58  
Fits Porsche 987 Boxster/Cayman 05-  
Porsche 981 2012-  
S/Steel / Chrome plated



**06-8610**  
2xΦ89 INΦ58  
Fits Porsche 987 Boxster/Cayman 05-  
Porsche 981 2012-  
S/Steel / Carbon fiber



**152644**  
2xΦ76 INΦ60mm  
Fits BMW 1 Series F20/F21 '2012-  
"M Performance" Look  
S/Steel / Chrome Plated



**152645**  
2xΦ76 INΦ60mm  
Fits BMW 3 Series F30/F31 '2012-  
"M Performance" Look  
S/Steel / Chrome Plated



**06-8605**  
118x80 INΦ67mm L=145mm / S/Steel  
Fits Porsche Carrera 993 '93-'98



**152750**  
116x116 INΦ60mm L270mm / Stainless Steel  
Fits Range Rover Petrol '2010-'2012  
"Range Rover Autobiography" Look  
This item will fit all Range Rover SPORT models with  
the **Autobiography** rear bumper with the Petrol engine



**151584** S/S-Chrome plated  
VW Golf MK5/6/7, AUDI A3, SEAT  
Leon, Ibiza, Touaran, BMW  
Total Length=115mm  
Diameter=76 Inlet(ID)=60mm  
Can fit on pipes with diameter  
min 42mm - max 60mm



**150227** S/Steel  
SUZUKI Grant Vitara OE  
Total Length=200mm  
Diameter=76 Inlet(ID)=60mm  
Can fit on pipes min  
45mm - max 60mm



**151153** S/Steel  
Toyota RAV4 II '00-'05  
2.0 / 2.0D XA2  
Total Length=170mm  
Oval=100x80 Inlet(ID)=64mm  
Can fit only on pipes 64mm



## DIRECT FIT TAIL PIPES



**06-8612** S/Steel-Chrome plated  
Porsche Carrera 997 non turbo S3.8i (385hp) 2009-Up  
Porsche Carrera 997 non turbo 4S 3.8i (385hp) 2009-Up  
Porsche Carrera 997 non turbo GTS 3.8i (407hp) 2010-Up  
Porsche Carrera 997 non turbo 4 GTS 3.8i (407hp) 2010-Up  
Dimensions=2x $\Phi$ 89 IN=ID $\Phi$ 58



**06-8612-1** Titanium  
Porsche Carrera 997 non turbo S3.8i (385hp) 2009-Up  
Porsche Carrera 997 non turbo 4S 3.8i (385hp) 2009-Up  
Porsche Carrera 997 non turbo GTS 3.8i (407hp) 2010-Up  
Porsche Carrera 997 non turbo 4 GTS 3.8i (407hp) 2010-Up  
Dimensions=2x $\Phi$ 89 IN=ID $\Phi$ 58



**06-8612-2** Carbon  
Porsche Carrera 997 non turbo S3.8i (385hp) 2009-Up  
Porsche Carrera 997 non turbo 4S 3.8i (385hp) 2009-Up  
Porsche Carrera 997 non turbo GTS 3.8i (407hp) 2010-Up  
Porsche Carrera 997 non turbo 4 GTS 3.8i (407hp) 2010-Up  
Dimensions=2x $\Phi$ 89 IN=ID $\Phi$ 58



**152919** S/Steel-Chrome plated  
Porsche Carrera 911 997.2 Turbo 2010-2013  
Dimensions=2x $\Phi$ 89 IN=ID $\Phi$ 64



**06-8613** S/Steel-Chrome plated  
Porsche 911 997 Turbo 2007-2009  
Dimensions=2x $\Phi$ 89 IN=ID $\Phi$ 70



# DIRECT FIT TAIL PIPES



**152377-03** S/Steel-Chrome plated  
Audi R8 V8 4.2L  
Dimensions=2x89 IN=190x110  
Fits the OEM bumper



**152377-04** Titanium  
Audi R8 V8 4.2L  
Dimensions=2x89 IN=190x110  
Fits the OEM bumper



**152377-05** Carbon  
Audi R8 V8 4.2L  
Dimensions=2x89 IN=190x110  
Fits the OEM bumper



**152890** S/Steel  
Volvo XC60 / V60  
Dimensions=110x80 IN=IDΦ50



**152894-06L** (Left)  
**152894-06R** (Right)  
Dimensions=282x80 L210-230 INΦ64  
Single layer / S/Steel-Chrome Plated  
Weld on connection



**KIT-TUC**  
Kit for Hyundai Tucson 1.7CRDi to give a '2.0CRDi Look'  
Single layer / S/Steel-Chrome Plated  
Weld on connection



**The diffuser is not included in the kit**



## DIRECT FIT TAIL PIPES



**151740-25** S/Steel  
Volvo V60 T4  
Dimensions= $\Phi$ 101 IN=ID $\Phi$ 65.5 L=150  
Set of 2pcs / Slant Cut



# DIRECT FIT TAIL PIPES



**TR-3602** (Left & Right)  
255x90 L330 Slant & Side Slant INΦ64  
<M/des AMG E63> style



**TR-3604** (Left & Right)  
190x65 L310 INΦ64  
Straight cut / Double Layer  
Universal



**TR-3608** (Left & Right)  
2x90 L145 INΦ64  
Slant cut / Double Layer  
Universal



**TR-3613** (Left & Right)  
190x75 L190 Slant & Side Slant  
Mercedes W221 S350/ S450/ S500/ S550  
CL Class W216 / "AMG Look" / Year 2006-2013  
OEM part no A2214902927 / A2214903027



**TR-3613A** (Left & Right)  
190x75 L190 Slant & Side Slant INΦ64  
Mercedes W221 S Class / CL Class W216  
"AMG Look" / Universal



**TR-3616** (Left & Right)  
210x85 L410 Slant & Side Slant INΦ67  
For BMW X6 E71 3.0idx 3.5idx 3.5ix 4.0d  
to give an 5.0i/ M50d V8 Look  
with 2 Plastic Cover Trims PC-X6





## DIRECT FIT TAIL PIPES



**TR-3616A** (Left & Right)  
210x85 L=320 IDΦ=64 Slant & Side Slant  
Universal Tips "BMW X6 V8 Look"  
S/Steel 304



**TR-3618** (Left & Right)  
190x70 L=230 IDΦ=64 Slant & Side Slant  
Universal Tips "Porsche Panamera Look"  
Single Layer



**TR-3622** (Left & Right)  
170x70 L140 Slant & Side Slant  
BMW 730-740 Series F01/F02



**TR-3629** (Left & Right)  
140x75 IDΦ66 Slant & Side Slant  
BMW X5 3.0 E70 2007-2010  
"V8 Look"



**TR-3633** (Left & Right)  
240x75 L200 Slant & Side Slant  
BMW 760 F01/F02 Quad tips



**TR-3637** (Left & Right)  
240x90 L490 IDΦ76 Slant & Side Slant  
Porsche Cayenne Turbo S MK2 957 '2007-'2010



**TR-3639** (Left & Right)  
210x90 L470 IDΦ66 Slant & Side Slant  
Porsche Cayenne Turbo 958 '2011-'2014  
Fit the base V6 and Diesel model



**TR-3641** (Left & Right)  
120x115 INΦ60mm L310mm / Stainless Steel T304  
Fits: Range Rover Petrol '2010-'2013  
"Range Rover Autobiography" Look  
This item will fit all Range Rover SPORT Petrol models  
with the **Autobiography** rear bumper

## DIRECT FIT TAIL PIPES



**TR-3645** (Left & Right)  
255x90 L280 Slant & Side Slant INΦ64  
«M/des AMG E63» style



**TR-3648** (Left & Right)  
120x115 / Stainless Steel T304  
Fits: Range Rover **Diesel** '2005-'2013  
"Range Rover Autobiography" Look  
This item will fit all Range Rover SPORT Diesel models with the **Autobiography** rear bumper



**TR-3650** (Left & Right)  
190x75 L190 Slant & Side Slant  
Mercedes W221 S300/ S350/ S450/ S500/ S550/ S600  
ML350/ CL Class W216/ R350/ A45/ GLA45  
"AMG Look" Quad style / Year 2006-2013



**TR-3652A** (Left & Right)  
120x70 L250 Slant & Side Slant INΦ51  
Mercedes W212 E Class / W176 A Class



**TR-3653** (Left & Right)  
235x85 L280 Slant & Side Slant INΦ64  
Single layer / «WALD» style



**TR-3659** (Left & Right)  
2x89 L255 Slant & Side Slant INΦ64  
«Porsche Panamera» quad style



**TR-3660** (Left & Right)  
250x75 L295 Slant & Side Slant INΦ64  
Mercedes W221 AMG S63/S65



**TR-3661** (Left & Right)  
2x 90x70 L265 Slant & Side Slant INΦ54  
Fit on Audi A4, A5, A6, A7, A8  
to give an S4/S5/S6/S7/S8 look.



## DIRECT FIT TAIL PIPES



**TR-3663** (Left & Right)  
180x75 L150 Slant & Side Slant INΦ70  
Fits: BMW F10/ F11/ F12/ F13 535i/ 535d/ 640i/ 640d  
Single layer / 'BMW 550i-650i' style



**TR-3664** (Left & Right)  
220x80 L240 Slant & Side Slant IN102x54  
Porsche Panamera 970 '2014-'2016 4S Turbo



**TR-3665** (Left & Right)  
260x75 L235 Slant & Side Slant  
Mercedes W222 AMG S63/S65



**TR-3671** (Left & Right)  
185x75 Slant & Side Slant INΦ70  
BMW X5 F15 2014-2017 M-Sport Style



**TR-3682** (Left & Right)  
290x70 L150 Slant & Side Slant INΦ61  
Single layer / AUDI A8/S8 W12 2015



**TR-3675** (Left & Right)  
270x70 L210 Slant & Side Slant  
Mercedes C-Class W205 Avantgarde  
Mercedes E-Class W213 Avantgarde



# DIRECT FIT TAIL PIPES



**TR-3687** (Left & Right)  
2x89 L190-175 Straight Cut INΦ64  
'BMW M5' style



**TR-3689** (Left & Right)  
205x100 Slant & Side Slant INΦ70(OD)  
Porsche Cayenne Turbo 2015-2016



**TR-3690** (Left & Right)  
2x 89x70 L124 Slant & Side Slant / The Right Tip is Dummy  
suitable for Audi A3 8v Sedan Sportback Coupe 2012-2017  
to give an 'S3 Look'



**TR-3691** (Left & Right)  
2x90 L112 Slant Cut / The Right Tip is Dummy  
suitable for Audi A4 B8 B9 2009-2015  
to give an 'S4 Look'



**TR-3692** (Left & Right)  
2x100 L270-230 Slant Cut INΦ60  
Porsche Macan 2.0T '14-'18 'GTS Look'



**TR-3693** (Left & Right)  
2x90 L178-148 Slant & Side Slant INΦ150x60  
Porsche Panamera 971 '2017-'2019 'GTS Look'



**TR-3694** (Left & Right)  
2x100 L166-141 Slant Cut INΦ100x60  
Porsche Panamera 970 '2014-'2016 4S Turbo



## DIRECT FIT TAIL PIPES



**TR-3695** (Left & Right)  
2x100 L460 Slant & Side Slant INΦ64  
Porsche Cayenne V6 Turbo '15-'17 'GTS Look'  
Brushed Polished



**TR-3697** (Left & Right)  
2x102 L360 Slant & Side Slant INΦ60  
Porsche Cayenne 9YA Turbo '2017+'  
Brushed Polished



**TR-3696** (Left & Right)  
200x100 L440 Slant & Side Slant INΦ68  
Porsche Cayenne Turbo 2015-2016  
Brushed Polished



**TR-3698** (Left & Right)  
2x102 L360 Slant & Side Slant INΦ60  
Porsche Cayenne 9YA Turbo '2017+'  
Black



**TR-3699** (Left & Right)  
2x100 L370 Slant & Side Slant INΦ60  
Porsche Cayenne 9YA Turbo '2017+'  
Mirror Polished



**TR-3700** (Left & Right)  
2x95 L370 INΦ68 / Slant Cut  
Porsche Cayenne V8 '11-'14  
Black Mat



**TR-3701** (Left & Right)  
220x100 L375 Slant & Side Slant INΦ67  
Porsche Cayenne V8 '11-'14

## DIRECT FIT TAIL PIPES



**TR-3801** (Left & Right)  
170x80 L150 Slant & Side Slant INΦ67  
◀BMW GT 535 F07▶ style  
Single layer





# TITANIUM TAIL PIPES



**18089 S/Steel-Titanium**  
 Total Length=180mm  
 Diameter=89mm  
 Inlet(OD)=60-50mm



**18089S S/Steel-Titanium**  
 Total Length=180mm  
 Diameter=89mm  
 Inlet(OD)=60-50mm




**21089 S/Steel-Titanium**  
 Total Length=210mm  
 Diameter=89 Inlet(OD)=60mm  
 Includes a removable DB Killer



**21089S S/Steel-Titanium**  
 Total Length=210mm  
 Diameter=89 Inlet(OD)=60mm  
 Includes a removable DB Killer



**200101 S/Steel-Titanium**  
 Total Length=200mm  
 Diameter=101mm  
 Inlet(OD)=60-50mm



**200101S S/Steel-Titanium**  
 Total Length=200mm  
 Diameter=101mm  
 Inlet(OD)=60-50mm



**230101 S/Steel-Titanium**  
 Total Length=230mm  
 Diameter=101 Inlet(OD)=60mm  
 Includes a removable DB Killer




**230101S S/Steel-Titanium**  
 Total Length=230mm  
 Diameter=101 Inlet(OD)=60mm  
 Includes a removable DB Killer



# S/STEEL TAIL PIPES



**06-3453** (Φ76) INΦ50  
**06-3454** (Φ89) INΦ54  
**06-3455** (Φ101) INΦ60  
**06-3456** (Φ114) INΦ64  
**06-3457** (Φ127) INΦ76  
 Total Length=190mm  
 Single layer / Slant Cut



**B057-76** (Φ76) INΦ50  
**B057-89** (Φ89) INΦ54  
**B057-101** (Φ101) INΦ60  
**B057-114** (Φ114) INΦ64  
**B057-127** (Φ127) INΦ76  
 Total Length=190mm  
 Single layer / Slant Cut



**06-5608B**  
 Total Length=190mm  
 Oval=90x80 Inlet(OD)=50mm



**06-6602R-210** (Single layer)  
 Total Length=210mm  
 Oval=155x75 Inlet(OD)=155x75mm



**06-6603** (Double layer)  
 Total Length=265mm  
 Oval=155x75 Inlet(OD)=60-50mm



**151510L** (Left)  
**151510R** (Right)  
 Total Length=190mm  
 Oval=150x78 Inlet(OD)=60-50mm



**151664**  
 Total Length=110mm  
 Oval=180x90 Inlet(OD)=60mm  
 'Porsche Boxster' Style  
 S/Steel Chrome plated



**LF165L** (Left)  
**LF165R** (Right)  
 Total Length=210mm  
 Oval=145x80 Inlet(OD)=64mm



**LF166L** (Left)  
**LF166R** (Right)  
 Total Length=150mm  
 Oval=125x95 Inlet(OD)=60mm  
 Lexus IS250-GS300 /  
 S/Steel Chrome plated

## MILD STEEL - CHROME PLATED



**08-1003** (IDΦ38)  
**08-1004** (IDΦ42)  
**08-1005** (IDΦ45)  
**08-1006** (IDΦ48)  
**08-1007** (IDΦ50)  
**08-1008** (IDΦ54)  
**08-1009** (IDΦ60)



**08-1407** (IDΦ32-Φ45)  
**08-1408** (IDΦ32-Φ48)  
**08-1409** (IDΦ35-Φ50)  
**08-1410** (IDΦ38-Φ55)  
**08-1412** (IDΦ50-Φ64)  
 ID=Inside Diameter



# S/STEEL TAIL PIPES

Φ=Tip Diameter  
L=Total Tip Length  
INΦ=Inlet Diameter



**152477** (Left)  
**152478** (Right)  
«M/des AMG» style 255x84 L260-250 INΦ64  
Central Inlet / Single layer / Chrome plated



**152590L** (Left)  
**152590R** (Right)  
«M/des AMG» style 250x84 L260-240 INΦ64  
Offcenter Inlet / Single layer / Chrome plated



**151574L** (Left)  
**151574R** (Right)  
«M/des AMG» style 226x70 L220-210 INΦ64  
Single layer / Chrome plated



**151869L** (Left)  
**151869R** (Right)  
«M/des AMG» style 226x70 L260-240 INΦ64  
Double layer / Chrome plated



**152739-01** (Left & Right)  
«M/des AMG C63» style 250x73 L178 IN=100x60  
Double layer / Chrome plated  
Fits M/des W204 C280/C300



# S/STEEL TAIL PIPES



**152211L** (Left)  
**152211R** (Right)  
 176x74 L155 INΦ60 «AMG W212 E350-E500» Look  
 Double layer / Chrome plated



**152181-01L** (Left)  
**152181-01R** (Right)  
 149x74 L200-175 INΦ64  
 Single layer / S/Steel with Aluminium endings



**TR-VW5** (Set Left & Right)  
 2xΦ76 L320-270 INΦ48  
 Suitable for VW Golf 5 to modify  
 it as 'GTi look'



**FT500**  
 102x48 L80 INΦ50  
 Fiat 500 '07-up



**188001**  
 For Bmw 318ci / A.Romeo 147/  
 Toyota Wish / Chrome plated  
 L140 107x71 IN61



**151373**  
 For Bmw 116i-120i E81 /  
 Bmw 318i E46  
 L80 115x80 IN61 / Chrome plated



**150188**  
 for Honda: Accord, Civic, Rafaga, Ascot,  
 City, Concerto/Rover  
 Length=140 Φ64 INΦ48  
 Fits on pipes with outside diameter 38/42/45mm



## S/STEEL TAIL PIPES



**152513-01L-R** (Left & Right)  
Mercedes W221 AMG S65  
246x79 L240-195 Slant & Side Slant INΦ64  
S/Steel / Brushed Polished



**152513-03L-R** (Left & Right)  
Mercedes W221 AMG S65  
246x79 L310-265 Slant & Side Slant INΦ64  
S/Steel / Chrome plated



**151883L** (Left)  
**151883R** (Right)  
2xΦ76 L205 INΦ60  
S/Steel SUS304 / Chrome plated  
BMW M3 style



**151007-05C** Φ76 L170 INΦ60  
**151007-04C** Φ89 L170 INΦ60  
**151007-03C** Φ101 L170 INΦ60  
15Dgrs Slant/12 Bar Holes/  
S/Steel / Chrome plated

# S/STEEL TAIL PIPES



**25872L-B** (Left)  
L235 258x72 Slant & Side Slant IN64  
M/des AMG E63 S65 Look

**25872R-B** (Right)  
L235 258x72 Slant & Side Slant IN64  
M/des AMG E63 S65 Look



**25872L-Y** (Left)  
**25872R-Y** (Right)  
L265 258x72 Slant & Side Slant IN64  
M/des AMG E63 S65 Look



**25872L** (Left)  
**25872R** (Right)  
L292 258x72 Slant & Side Slant IN54  
M/des AMG E63 S65 Look



**20270**  
L200 202x70 Slant Cut IN57  
Mercedes BENZ AMG



**06-7720SL/R**  
L225-185  $\Phi$ 76 Slant & Side Slant IN $\Phi$ 60  
S/Steel+Chrome plated  
'Ferrari style'



**152245L**  
**152245R**  
L175 137x90 Slant & Side Slant IN $\Phi$ 60  
'Porsche Cayenne style'



**151607**  
L158x90 L150 Slant & Side Slant IN $\Phi$ 70  
S/Steel+Chrome plated / Single Layer  
'BMW X5 E70 style'



# S/STEEL TAIL PIPES



**BL101-60**  
L130 Φ60 IN50  
**BL101-76**  
L130 Φ76 IN50

**BL101-77**  
L178 Φ76 IN54

**BL101-89**  
L205 Φ89 IN58

**BL101-101**  
L200 Φ101 IN60-50  
Straight Cut / Double Layer



**BL28**  
L200 2x80X70 IN60  
Slant Cut



**BL29**  
L200 2X76 IN58  
Straight Cut / Double layer



**BL32**  
L200 2X76 IN58  
DTM / Single layer



**BL102**  
L178 Φ101 IN58  
Straight Cut / Double layer  
Carbon Cover



**BL111**  
L215 2X80 IN58  
Slant Cut / Double layer



**BL114-60**  
L130 Φ60 IN50  
**BL114-76**  
L130 Φ76 IN54  
**BL114-77**  
L178 Φ76 IN58  
**BL114-89**  
L215 Φ89 IN58

**BL114-101**  
L215 Φ101 IN60  
**BL114-114**  
L190 Φ114 IN64  
**BL114-127**  
L190 Φ127 IN64  
Slant Cut / Double layer



**BL116**  
L178 117X85 IN60-50  
Slant Cut / Double layer



**BL117**  
L178 117X85 IN54  
Straight cut / Double layer



**BL135**  
L210 2X83X70 IN52  
Slant Cut / Double layer



**BL139**  
L178 117X85 IN60-50  
Slant Cut / Single layer



**BL142**  
L254 197X51 IN64  
Slant Cut / Single layer  
"CAMARO" Style



**BL142-1**  
L250 195X55 IN60  
Straight Cut / Single layer  
"CAMARO" Style Offcenter



# S/STEEL TAIL PIPES



**BL143**  
L160 124X67 IN51  
Slant cut



**BL144**  
L220 124X67  
Slant cut



**BL153L** (Left)  
**BL153R** (Right)  
L178 138X89 IN58  
Straight Cut / Single layer



**BL154L** (Left)  
**BL154R** (Right)  
L178 157X79 IN58  
Straight Cut / Single layer  
"Porsche 911-996" Style



**BL158**  
L118 84X72 IN55  
Slant Cut



**BL159**  
L160 140X70 IN58-50  
Straight Cut / Double layer



**BL160**  
L180 150X78 IN60-50  
Slant Cut / Double layer



**BL161L** (Left)  
**BL161R** (Right)  
L203 152X95 IN60  
Slant & Side Slant / Double layer  
"AUDI RS"- "Golf 5/6/7" Style



**BL161VBL** (Left)  
**BL161VBR** (Right)  
L203 152X95 IN60  
Slant & Side Slant / Double layer  
"AUDI RS"- "Golf 5/6/7" Style  
Vacuum Black



# S/STEEL TAIL PIPES



**BL162L** (Left)  
**BL162R** (Right)  
 L200 119X81 IN60  
 Slant & Side slant / Double layer  
 "LEXUS" Style



**BL164**  
 L210 2X76 IN58  
 Slant Cut / Double layer



**BL164R**  
 L210 2X76 IN58  
 Slant Cut / Single layer



**BL165**  
 L140 96X82 IN51  
 Slant Cut / Double layer  
 "MINI Cooper R50" Style



**BL166**  
 L220 2X71 IN58  
 Slant Cut / Single layer  
 "Peugeot RC" Style

**BL167L** (Left)  
**BL167R** (Right)  
 L115  $\Phi$ 71 IN45  
 Slant & Side Slant / Single layer  
 Fits BMW 320i/323i/328i E46



**BL168**  
 L85 120X78 IN51  
 Slant Cut / Double layer



**BL171L** (Left)  
**BL171R** (Right)  
 L160 2X96X72 IN60  
 Slant Cut / Double layer  
 Mercedes AMG / Vw Golf 7



**BL172**  
 L210 152X78  
 Slant Cut / Double layer



**BL173**  
 L220 152X78 IN60-50  
 Slant Cut / Double layer

# S/STEEL TAIL PIPES



**BL182-76**  
L130 Φ76 IN50  
**BL182-89**  
L200 Φ89 IN60-50  
**BL182-101**  
L200 Φ101 IN60-50

**BL182-114**  
L200 Φ114 IN64  
**BL182-127**  
L200 Φ127 IN76  
Slant Cut / Double layer

**BL183**  
L188 159x70 ID54-50  
Straight Cut / Double layer



**BL185R**  
L220 148x78  
Slant Cut / Single layer



**BL186L** (Left)  
**BL186R** (Right)  
L195 174x93 IN58  
Slant & Side Slant / Double layer  
«BMW 645i» Style



**BL188L** (Left)  
**BL188R** (Right)  
L190-200 Φ76 IN60  
Slant Cut / Double layer  
«VW Golf GTi» Style



**BL189L**  
L150-160 Φ76 IN60  
Slant Cut / Double layer



**BL189R**  
L150-160 Φ76 IN60  
Slant Cut / Double layer



**BL190-76**  
L130 Φ76 IN51  
**BL190-89**  
L170 Φ89 IN58  
**BL190-101**  
L170 Φ101 IN60

**BL190-114**  
L190 Φ114 IN64  
**BL190-127**  
L190 Φ127 IN64  
Honda Accord Style  
Slant Cut / Double layer





# S/STEEL TAIL PIPES



**BL191**  
L200-190  $\Phi$ 64 IN64  
Straight Cut / Single layer  
〈BMW M3〉 Style



**BL191-70**  
L250-240  $\Phi$ 70 IN64  
**BL191-80**  
L260-250  $\Phi$ 80 IN64  
Straight Cut / Single layer  
〈BMW M5 E39〉 Style



**BL192L** (Left)  
**BL192R** (Right)  
L210-220 97x53 IN58  
Slant Cut / Double layer  
〈Vauxhall〉 Style



**BL194**  
L180 95x70 IN60-50  
**BL195**  
L180 120x80 IN60-50  
Slant Cut / Double layer



**BL196**  
L200 152x75 IN60-50  
Slant Cut / Single layer



**BL197**  
L248 152x75 IN60-50  
DTM / Single layer



**R32 / R20**  
**BL202-89**  
L240  $\Phi$ 89 IN58  
**BL202-101**  
L240  $\Phi$ 101 IN58  
**BL202-114**  
L240  $\Phi$ 114 IN58  
Slant Cut / Double layer



**BL202VB-89**  
L240  $\Phi$ 89 IN58  
**BL202VB-101**  
L240  $\Phi$ 101 IN58  
**BL202VB-114**  
L240  $\Phi$ 114 IN58  
Vacuum Black Chrome  
Slant Cut / Double layer

# S/STEEL TAIL PIPES



**BL204L/R**  
Slant Cut  
L190-200 95x70 INΦ60  
Slant Cut / Double layer




**BL205L/R**  
Slant Cut  
L200-210 Φ89 INΦ58  
Slant Cut / Single layer  
{BMW M3} style



**BL206L/R**  
L190-200 Φ76 INΦ60 Slant Cut  
**BL206L/R-89**  
L190-200 Φ89 INΦ60 Slant Cut / Double layer  
Fit on Audi A4, A5, A6, A7, A8  
to give an S4/S5/S6/S7/S8 look.

To install our tips you must cut the OEM pipes and weld. You also need to install an Audi S4/S6 diffuser or cut the OEM bumper.

*BL206L/R on Audi A6/A7*



**BL208**  
L90 Φ76 INΦ61  
Slant Cut / Double layer  
Scirocco III/Golf 5/ Golf 6/ Seat Leon



**BL209**  
L173-180 157x80 INΦ60-50  
Straight Cut / Single layer



**BL210**  
L200-190 Φ76 INΦ60  
Straight Cut / Double layer



**BL211**  
L150-160 Φ76 INΦ60  
Straight Cut / Double layer



**BL212**  
L160 Φ76 INΦ60  
Straight Cut / Double layer



# S/STEEL TAIL PIPES




**BL213**  
L210  $\Phi$ 76 IN $\Phi$ 60  
Single layer / «Diesel Type»



**BL214L** (Left)  
**BL214R** (Right)  
L200-190  $\Phi$ 76 IN $\Phi$ 58  
Single layer / «Diesel Type»



**BL215L** (Left)  
**BL215R** (Right)  
L190 148x78 IN $\Phi$ 60-50  
Slant & Side Slant / Double layer  
For BMW X5 E70



**BL216-76**  
L155  $\Phi$ 76 IN55  
Slant Cut / Double layer  
For Mazda 3 2010-



**BL217L** (Left)  
**BL217R** (Right)  
L200-190 2x $\Phi$ 60 IN58  
Slant Cut / Double layer  
For Toyota Aygo/ Citroen C1/ Peugeot 107



**BL218**  
L200 2x $\Phi$ 60 IN58  
Staright Cut / Double layer

## S/STEEL TAIL PIPES



**BL219L** (Left)  
**BL219R** (Right)  
 215x80 L205-165 INΦ59  
 Slant & Side Slant / Double layer  
 «M/des AMG E63» style / Cadillac



**BL220L** (Left)  
**BL220R** (Right)  
 L210-200 2xΦ89 INΦ60  
 Slant Cut / Double layer  
 «BMW M3/M5/M6» Style



**BL221L** (Left)  
**BL221R** (Right)  
 227x70 L200-185 INΦ60  
 Slant Cut / Single layer  
 «M/des AMG» style



**BL222L** (Left)  
**BL222R** (Right)  
 227x70 L200-185 INΦ60  
 Slant Cut / Single layer  
 «M/des AMG» style



# S/STEEL TAIL PIPES



**BL223**

2X76 L140 INΦ38  
 Straight Cut / Double layer  
 «SMART Brabus» style  
 For custom made exhausts



**BL225**

152x102 L254 INΦ60  
 Slant Cut / «SHARK» style



**BL226L** (Left)

**BL226R** (Right)

L210-200 2xΦ101 INΦ64  
 Slant Cut / Double layer  
 «BMW M3/M5/M6» Style



**BL227-60** Φ60 L400

**BL227-64** Φ64 L400

**BL227-76** Φ76 L400

Single layer / «Side Exit» style



## S/STEEL TAIL PIPES



### BL228

2x80 L220-200 INΦ60  
Straight Cut / Double Layer  
«BMW M» style



### BL229

2x80 L220-200 INΦ60  
Straight Cut / Single Layer  
«BMW M» style



**BL230-76** (Φ76) INΦ50  
**BL230-89** (Φ89) INΦ60  
**BL230-101** (Φ101) INΦ60  
Total Length=190mm  
Slant Cut / Single layer  
Thickness: **2.0mm**  
Brushed Polished (MAT)



**BL231-76** (Φ76) INΦ50  
**BL231-89** (Φ89) INΦ60  
**BL231-101** (Φ101) INΦ60  
Total Length=190mm  
Straight Cut / Single layer  
Thickness: **2.0mm**  
Brushed Polished (MAT)





## S/STEEL TAIL PIPES



**A039** Silver

**B039** Blue (Burned)

**M039** Black

OD=Φ70 ID=Φ57 L145  
For Vw Golf/Passat, Audi  
S/Steel 304 / Slant Cut  
With special clips which  
lock on the OEM tailpipes  
No welding needed



**A044** Silver

**B044** Blue (Burned)

**M044** Black

OD=Φ76 ID=Φ64 L150  
For Vw Golf/Passat, Audi A4/ A5/ Q3/ Q5/ TT  
S/Steel 304 / Slant Cut  
With special clips which  
lock on the OEM tailpipes  
No welding needed



**B060**

Φ76 L160 INΦ51

**B061**

Φ89 L160 INΦ51

**B062**

Φ101 L160 INΦ60

**B063**

Φ114 L160 INΦ64

**B064**

Φ130 L180 INΦ76  
Straight Cut / Double layer



**B060S**

Φ76 L160 INΦ51

**B061S**

Φ89 L160 INΦ51

**B062S**

Φ101 L160 INΦ60

**B063S**

Φ114 L160 INΦ64

**B064S**

Φ130 L180 INΦ76  
Slant Cut / Double layer



**A067**

Φ89 L155 INΦ64

**A068**

Φ101 L155 INΦ64

**A069**

Φ114 L155 INΦ64  
S/Steel 304 / Carbon  
Slant Cut / Double layer



**A070**

Φ89 L165 INΦ64

**A071**

Φ101 L165 INΦ64

**A072**

Φ114 L165 INΦ64  
S/Steel 304 / Carbon  
Slant Cut / Double layer



**A073**

Φ80 L140 INΦ64

**A073B**

Φ90 L150 INΦ64

**A073C**

Φ101 L150 INΦ64  
S/Steel 304 / Carbon  
Straight Cut / Double layer  
BMW 'M' style



**A090**

Φ89 L165 INΦ64

**A091**

Φ101 L165 INΦ64

**A092**

Φ114 L175 INΦ64  
Slant Cut / Double layer



**A3007L** (Left)

**A3007R** (Right)

2x89 L240 INΦ64  
S/Steel 304 / Carbon  
Slant Cut / Double layer  
'AMG' Style - 'BMW M' Style

## S/STEEL TAIL PIPES




**A074L** (Left)  
**A074R** (Right)  
 130x80 L140 INΦ50  
 Slant & Side Slant / Double layer



**A4000**  
 210x50 L210 INΦ60  
 S/Steel 304 / Slant Cut  
 Slant Cut / Single Layer



**A4001**  
 240x85 L210 INΦ60  
 S/Steel 304 / Slant Cut  
 Slant Cut / Single Layer  
 'AMG' Style



**TR300-76**  
 Φ76 L190 INΦ76  
**TR300-89**  
 Φ89 L190 INΦ89  
**TR300-101**  
 Φ101 L190 INΦ101  
 Straight Cut / Single Layer



**TR301**  
 2x76 L200-190 INΦ60  
 Straight Cut / Double Layer  
 'BMW M' Style



**TR302**  
 2x76 L200-190 INΦ60  
 Straight Cut / Double Layer  
 'BMW M' Style



**TR303L** (Left)  
**TR303R** (Right)  
 2x80 L250-240 INΦ60  
 S/Steel 304 / Carbon  
 Straight Cut / Double layer  
 'BMW M' Style



**TR305-76**  
 Φ76 L180 INΦ50  
**TR305-80**  
 Φ80 L180 INΦ54  
**TR305-89**  
 Φ89 L180 INΦ57  
**TR305-101**  
 Φ101 L180 INΦ60  
 Straight Cut / Double Layer  
 'BMW M' Style



**TR306-89**  
 Φ89 L190 INΦ57  
**TR306-101**  
 Φ101 L200 INΦ60  
 Slant Cut / Double Layer  
 'Brabus' Style



**TR307**  
 115x85 L170 INΦ64  
 S/Steel 304 / Carbon  
 Slant Cut / Double layer



# EXHAUST SYSTEMS

## BMW



### BMW M3 E46

- 61C-BW101S** Racing metallic Cats  $\Phi$ 101 200cps Euro3
- 61M-BW101S** Middle pipes  $\Phi$ 60
- 55-BW101S** Rear silencer
- BMW E46 M3 3.2i Coupe/Cabrio 07-
- BMW E46 M3 CSL 3.2i 03-



- 55-BW105S** BMW E46
- 320i-IX (2.2i)(Sedan-Touring) 01-Up
- 320Ci (2.2i)(Coupe-Cabrio) 01-Up
- 320ix 4x4 (Sedan-Touring) 01-Up
- 325i (Sedan-Touring) 01-Up
- 325Ci (Coupe-Cabrio) 01-Up
- 325ix 4x4 (Sedan-Touring) 01-Up
- 330i (Sedan-Touring) 01-Up
- 330ix 4x4 (Sedan-Touring) 01-Up
- 330xd 4x4 (Sedan-Touring) 01-Up
- 330Ci (Coupe-Cabrio) 01-Up
- 330d (Sedan-Coupe-Touring) 00-Up

### BMW 120i E81 3doors



- 115123** Middle section  $\Phi$ 57
- 126000** Rear section  $\Phi$ 57
- 151373** S/steel tail pipe



- 126064** BMW E91 5doors
- Touring 318i 05-07
- Touring 320i 05-07
- Touring 318i/320i (4cyl N43 type) 03/2007-

# EXHAUST SYSTEMS

**BMW**

## BMW X6 i35 TURBO



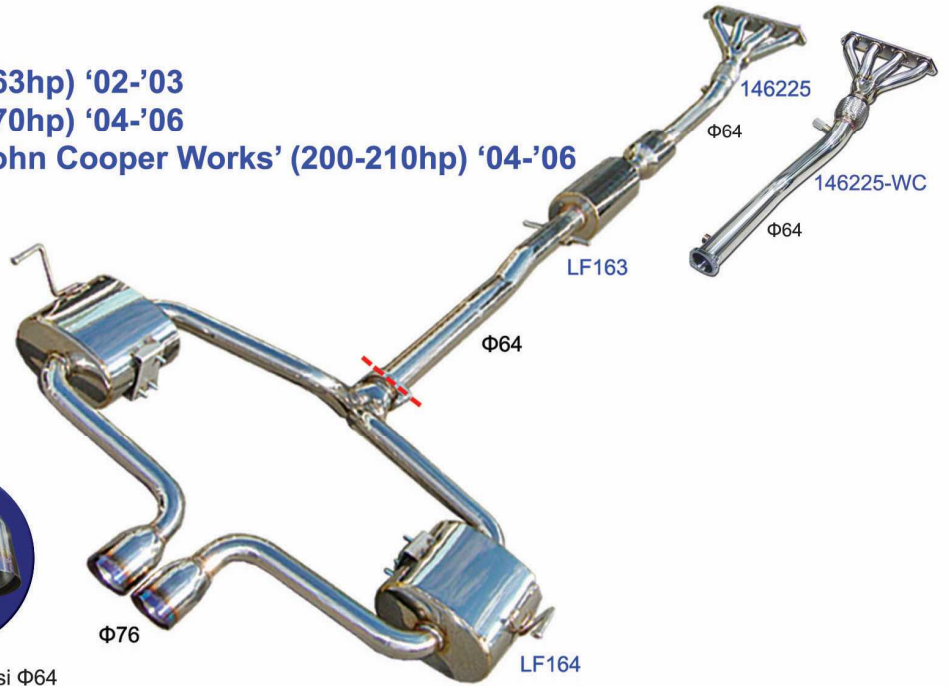
- 115219-F** Front section  $\Phi 64$
- 115219-R** Middle section  $\Phi 64$
- 126194** Rear muffler  $\Phi 64$



# EXHAUST SYSTEMS


## MINI

- MINI COOPER S R53 1.6i (163hp) '02-'03
- MINI COOPER S R53 1.6i (170hp) '04-'06
- MINI COOPER S R53 1.6i 'John Cooper Works' (200-210hp) '04-'06

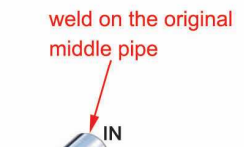


- 146225** Header with metallic racing Cat 200cpsi Φ64
  - 146225-WC** Header WITHOUT CAT Φ64 / With CEL-Fix adaptor
  - LF163** Middle silencer Φ64
  - LF164** Rear silencers (Left & Right)
- MINI Cooper S R50/R52/R53

- MINI COOPER S R53 **CABRIO** 1.6i (170hp) '04-'06
- MINI COOPER S R53 **CABRIO** 1.6i 'John Cooper Works' (200-210hp) '04-'06



- LF164** Rear silencers (Left & Right)
- MINI Cooper S R50/R52/R53





**HANDMADE  
100%**



- KMN101** IN=60mm OUT=60mm
  - KMN102** IN=63.5mm OUT=63.5mm (Group N)
  - KMN103** IN=70mm OUT=70mm (Group A)
- Rear silencer MINI Cooper S R50/R52/R53  
'Xtreme' version. Fit also Mini Cooper S R53 CABRIO

# EXHAUST SYSTEMS

MINI COOPER S R56 1.6i TURBO (175-184hp) '07-UP  
MINI COOPER S R56 1.6i TURBO 'JOHN COOPER WORKS' (211hp) '08-UP



- 186430-01** Down Pipe Φ64 with Metallic Racing Cat Euro4 200cpsi
- 186430-WC** Down Pipe Φ64 **Without** Catalyst / With CEL-Fix adaptor
- 115235** Middle section Φ64
- 126227** Rear section Φ64





# EXHAUST SYSTEMS

## PORSCHE

### PORSCHE 997




- 146159-03** Set of headers L&R  
Porsche 997 turbo (480hp) '06-'08
- 55-PS107** Set of rear mufflers L&R
- 151672** Set of Tips L&R  
Porsche 997 turbo (480hp) '06-'08  
Porsche 997 turbo (500hp) '09-  
Porsche 997 turbo S (530hp) 2010-  
with 2 racing metallic Cats Euro4 200cpsl

### PORSCHE 996



- 146159-03** Set of headers L&R
- 55-PS103-1** Set of rear mufflers L&R
- 06-8601** Set of Tips L&R  
Porsche 996 turbo 3.6i (420hp)  
Porsche 996 turbo S 3.6i (450hp)  
Porsche 996 GT2  
with 2 racing metallic Cats Euro4 200cpsl

### PORSCHE 987



- 146240-02** Set of headers L&R
- 126127** Set of rear mufflers & tips L&R  
Porsche 987 Boxster S 3.2i (280hp) '05-'06  
Porsche 987 Boxster S 2.7i (245hp) '06-'08  
Porsche 987 Boxster S 3.4i (295hp) '07-'08



# EXHAUST SYSTEMS

## PORSCHE

### PORSCHE 997



**55-PS106** Set of rear mufflers L&R

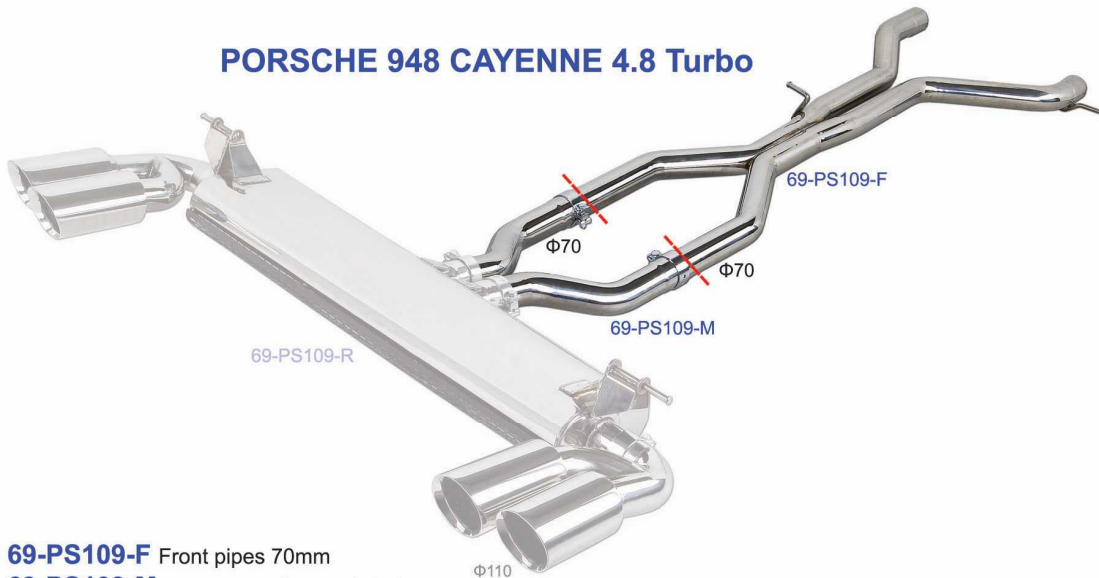
**06-8606** Set of Tips L&R

Porsche 997 non-turbo Carrera S 3.8i (355hp) '04-'08

Porsche 997 non-turbo Carrera S 3.6i (325hp) '05-'08

Porsche 997 non-turbo Carrera 4S 3.8i (355hp) '05-'08

### PORSCHE 948 CAYENNE 4.8 Turbo



**69-PS109-F** Front pipes 70mm

**69-PS109-M** Middle set of pipes (L&R) 70mm

**69-PS109-R** Rear muffler with set of tips (L&R) 4x110mm (**Stop production**)

### PORSCHE 997 GT3



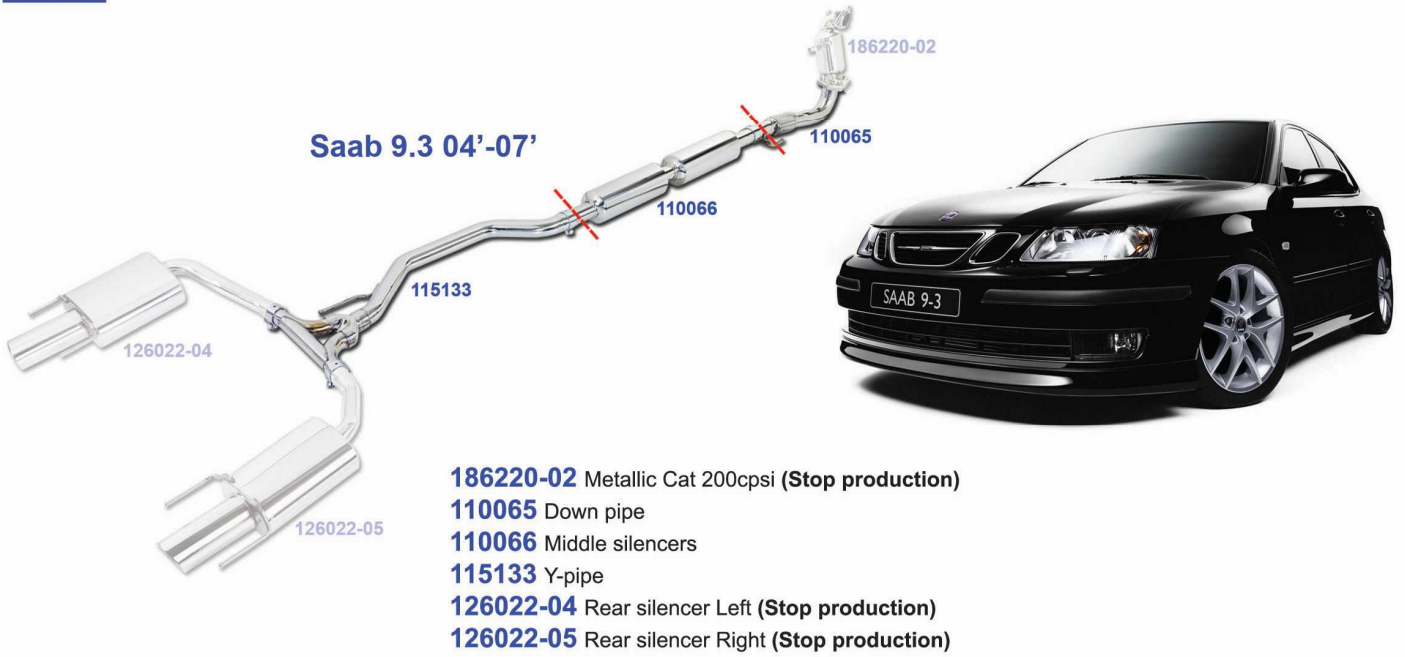
**55-PS115**

Porsche 997 GT3 3.6i (415hp) '07-  
Porsche 997 GT3 RS 3.6i (415hp) '07-  
Porsche 997 GT3 3.8i (435hp) '09-  
Porsche 997 GT3 RS 3.8i (450hp) '10-



# EXHAUST SYSTEMS

## SAAB



## MAZDA

### MAZDA RX-8 '03-



- 115127C** Front section Φ64 with metallic Cat 200cps
- 115127-WC** Front section Φ64 without Cat / With CEL-Fix adaptor
- 115127-M** Middle section Φ64
- 125852T** Rear section with Titanium tips



# EXHAUST SYSTEMS

## SMART

Smart ForTwo 450 Pure/Pulse/Passion 0.6L-0.7L turbo Coupe/Cabrio '98-'07



**55-BZ104S**

With 2 metallic Cats 300cpsi Euro4



**55-BZ101SC-T**

With 2 metallic Cats 300cpsi Euro4



## S/STEEL DIFFUSER



**190112-01**

S/Steel brush polished (Mat) Thickness 1.50mm  
Suitable for SMART ForTwo 450 '98-'07



Smart ForTwo Coupe/Cabrio 451  
1.0L Turbo/Non Turbo 3B21 '08-'10

Smart ForTwo Coupe/Cabrio 451  
1.0L Turbo/Non Turbo 3B21 '08-'10



**126095** Smart ForTwo 451 1.0L Turbo/Non Turbo  
'2008-'2010 with 2 metallic Cats 200cpsi Euro4

The rear bumper must be trimmed



**126094** Smart ForTwo 451 1.0L Turbo/Non Turbo  
'2008-'2010 with 2 metallic Cats 200cpsi Euro4

# EXHAUST SYSTEMS

## SMART

### Smart Roadster 452 Brabus



**126136** Smart Roadster 452 Coupe Brabus  
'04-'05 101hp 74kw / with metallic Cat 200cps



**263221-02**  
S/Steel bracket set for Smart '98-'07  
Suitable only for 55-BZ104S & 55-BZ101SC-T

### Smart ForTwo 800cc Diesel CDI 451 Coupe/Cabrio '08-'10



**KSM1000D**  
With *HJS* racing metallic Cat 200cps  
**KSM1000D-S**  
Without Cat / With CEL-Fix Adaptor  
The rear bumper must be trimmed

### Smart ForTwo Coupe/Cabrio 451 1.0L Turbo/Non Turbo 3B21 '08-'10



**KSM1000**  
With *HJS* racing metallic Cat 200cps  
**KSM1000-S**  
Without Cat / With CEL-Fix Adaptor  
The rear bumper must be trimmed

### Smart ForTwo 450 Pure/Pulse/Passion 0.6L-0.7L turbo Coupe/Cabrio '98-'07



**KSM700**  
With *HJS* racing metallic Cat 200cps  
**KSM700-S**  
Without Cat / With CEL-Fix Adaptor  
The rear bumper must be trimmed

### Smart ForTwo 450 0.7L turbo BRABUS Coupe/Cabrio '99-'07



**KSM700BR**  
With *HJS* racing metallic Cat 200cps  
**KSM700BR-S**  
Without Cat / With CEL-Fix Adaptor

# EXHAUST SYSTEMS

## SMART

Smart ForTwo Coupe/Cabrio 451 '08-'10  
1.0L Turbo *Brabus*



**KSM1000BR**  
With *HJS* racing metallic Cat 200cps

Smart ForTwo Coupe/Cabrio 451 '08-'10  
1.0L Turbo *Brabus*



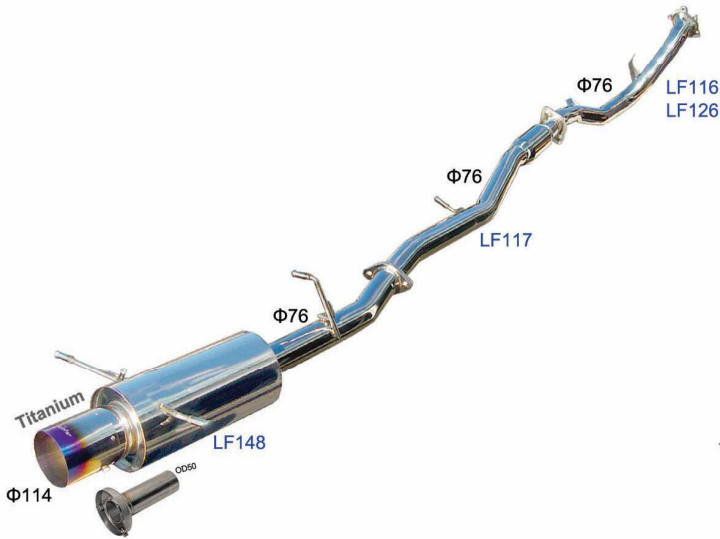
**KSM1000BR-S**  
Without Cat / With CEL-Fix Adaptor





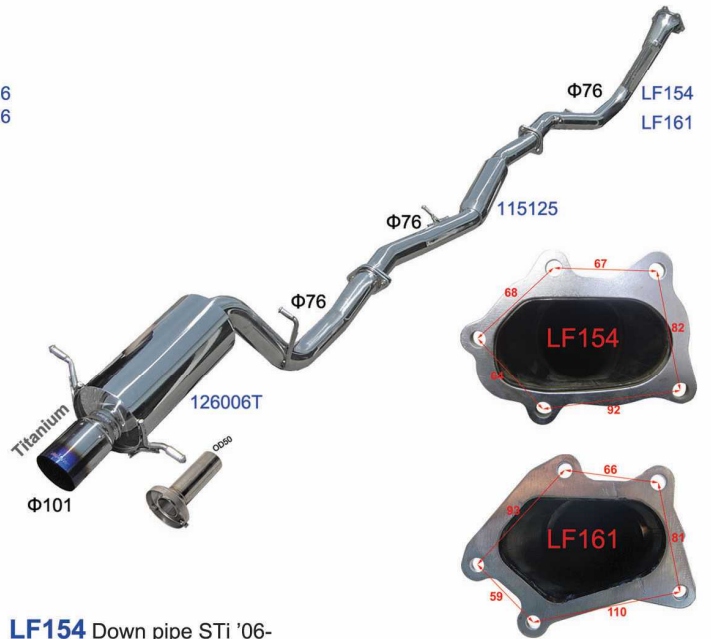
# EXHAUST SYSTEMS

## SUBARU IMPREZA '01-



- LF116** Down pipe 98'-02'
  - LF126** Down pipe 02'-04'
  - LF117** Middle section
  - LF148** Rear section with DB Killer
- SUBARU IMPREZA 4WD 2.0i WRX (218hp)(4d+SS.W.) '01-  
 SUBARU IMPREZA 4WD 2.0i STi (265hp) '02-

## SUBARU IMPREZA Turbo STi '06-



- LF154** Down pipe STi '06-
  - LF161** Down pipe 2.0i turbo STi Spec-C (320hp) '06-'07
  - 115125** Middle section
  - 126006T** Rear section with DB Killer
- SUBARU IMPREZA Turbo STi '06-  
 SUBARU IMPREZA 2.0i Turbo STi Spec-C '06-'07

## FORD



- KFD101**
- Rear section FORD Focus ST 225 2.5i Turbo (5 cyl.) '2005-


# EXHAUST SYSTEMS

## FIAT

### FIAT 500 ABARTH



**HANDMADE  
100%**



**KFT01** Middle section with Flex

**KFT02** Rear muffler

**KFT04** Middle pipe

Fits the models FIAT 500 ABARTH:

- 1.4T (135hp) '2008-
- 1.4T (160hp) '2008-
- 1.4T "695 Tributo Ferrari" (180hp) '2009-
- 1.4T "Assetto Corse" (190hp) '2009-
- 1.4T Multiair :Mod. USA" (160hp) '2011-
- 1.4 "595 Turismo/Competizione" (160hp) '2012-
- 1.4 "695 Edizione Maserati" (180hp) '2012-

**DP10** Down pipe with **HJS** Catalyst 200cpsi

Fits the models FIAT 500 ABARTH:

- 1.4T (135hp) '2008-
- 1.4T (160hp) '2008-
- 1.4 "595 Turismo/Competizione" (160hp) '2012-

**DP10-S** Down pipe **without** Catalyst / With CEL-Fix adaptor

Fits the models FIAT 500 ABARTH:

- 1.4T (135hp) '2008-
- 1.4T (160hp) '2008-
- 1.4 "595 Turismo/Competizione" (160hp) '2012-

### FIAT 500 ABARTH



**97.7222.68**

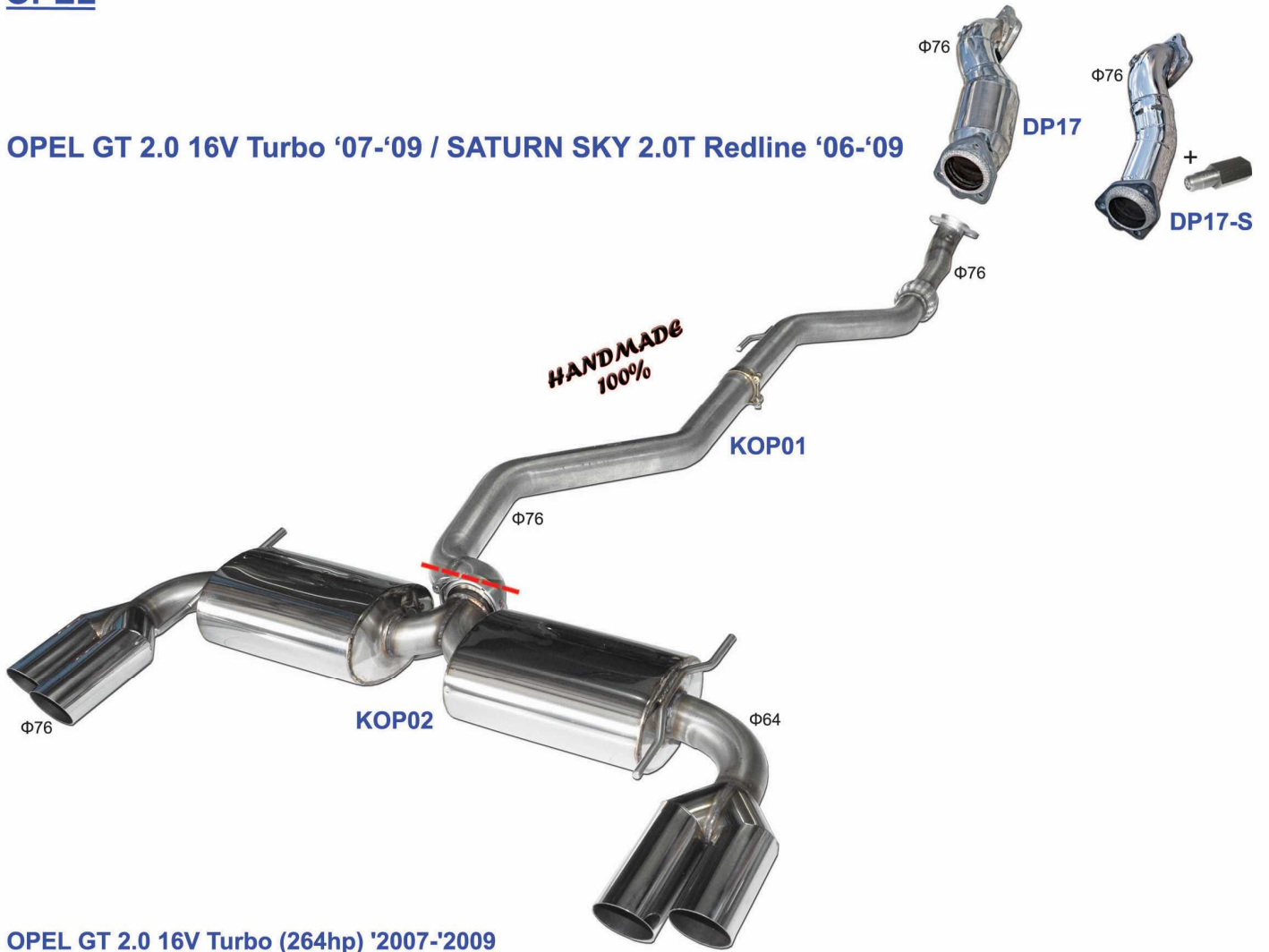
S/Steel Direct-Fit Exhaust Rear Muffler for:

- Fiat 500 / 595 Abarth 1.4 TJet (99/103/107/118/120 kW) 08/2008-Up
- Fiat 695 Abarth 1.4 Turbo (132/140 kW) 2009-Up

# EXHAUST SYSTEMS

## OPEL

OPEL GT 2.0 16V Turbo '07-'09 / SATURN SKY 2.0T Redline '06-'09



OPEL GT 2.0 16V Turbo (264hp) '2007-'2009  
SATURN SKY L4 2.0L Turbo RedLine (260hp) '2006-'2009

**DP17** Down pipe 76mm with *HJS* racing Metallic Cat 100cpsi

**DP17-S** Down pipe 76mm without Cat / With CEL-Fix Adaptor

**KOP01** Middle section 76mm


**KOP02** Rear section Inlet=76mm Outlet=64mm



# EXHAUST SYSTEMS


## MITSUBISHI

### EVO 4-6



- LF145** Link pipe Φ76
- LF147-76** Down pipe Φ76
- 111051** Decat Exhaust Muffler Φ76
- Mitsubishi Lancer 2.0 Turbo 4WD EVO4
- Mitsubishi Lancer 2.0 Turbo 4WD EVO5
- Mitsubishi Lancer 2.0 Turbo 4WD EVO6

### EVO 7-8



- LF145** Link pipe Φ76
- LF146-76** Down pipe Φ76
- 111052-76** Decat Exhaust Muffler Φ76
- 115082-76** Middle section Φ76
- 125450T-76** Rear section Φ76 with DB Killer
- Mitsubishi Lancer 2.0 Turbo 4WD EVO7
- Mitsubishi Lancer 2.0 Turbo 4WD EVO8

### EVO 9



- LF145** Link pipe Φ76
- LF146-76** Down pipe Φ76
- 111052-76** Decat Exhaust Muffler Φ76
- 115115-01** Middle silencer Φ76
- 125989-02** Rear silencer Φ76 with DB Killer
- Mitsubishi Lancer 2.0 Turbo 4WD EVO9



# EXHAUST SYSTEMS

## AUDI

### AUDI R8



**126254** Rear muffer Audi R8 5.2 FSi Quattro Coupe/Spyder V10 (532hp) '2009-'2012

**126256** Rear muffer Audi R8 4.2 FSi Quattro V8 (420hp) '2007-'2012

With bypass vacuum valves compatible with the OEM electronic management that allow a nice but still comfortable sound when closed, that gets really race-like and aggressive once open  
Replaces the 2nd catalytic converters - fits to the stock oval endpipes fitted to the bumper.



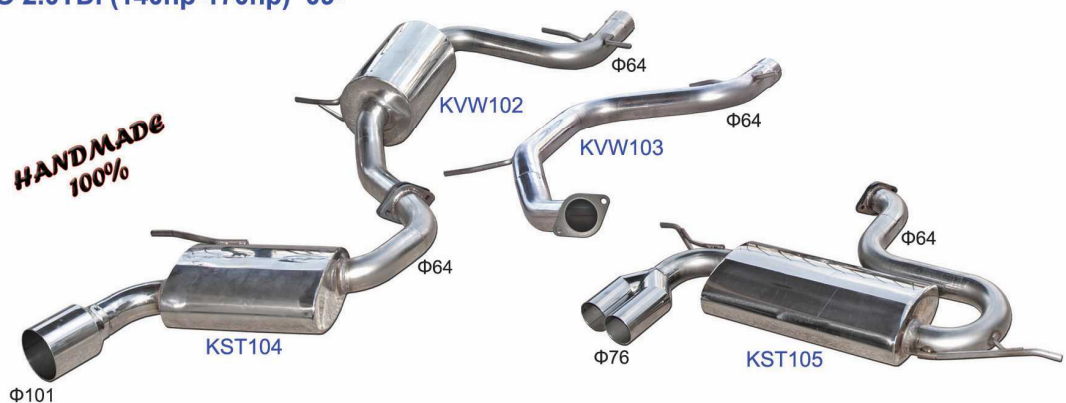
VW

## VW GOLF 5 2.0TFSi



- DP18** Down pipe with racing Cat  $\Phi 76$
- DP18-S** Down pipe WITHOUT Cat  $\Phi 76$ / With CEL-Fix adaptor
- KST100** Connection pipe  $\Phi 76$
- KST101** Middle section  $\Phi 76$
- KST106** Middle section muffler delete pipe  $\Phi 76$
- KVV106** Rear section with 'Xtreme' muffler  $\Phi 76$
- KVV107** Rear section with 'Dual' muffler  $\Phi 76$

## VW SCIROCCO 1.4TSi (122hp) '09- VW SCIROCCO 1.4TSi (160hp) '08- VW SCIROCCO 2.0TDi (140hp-170hp) '09-



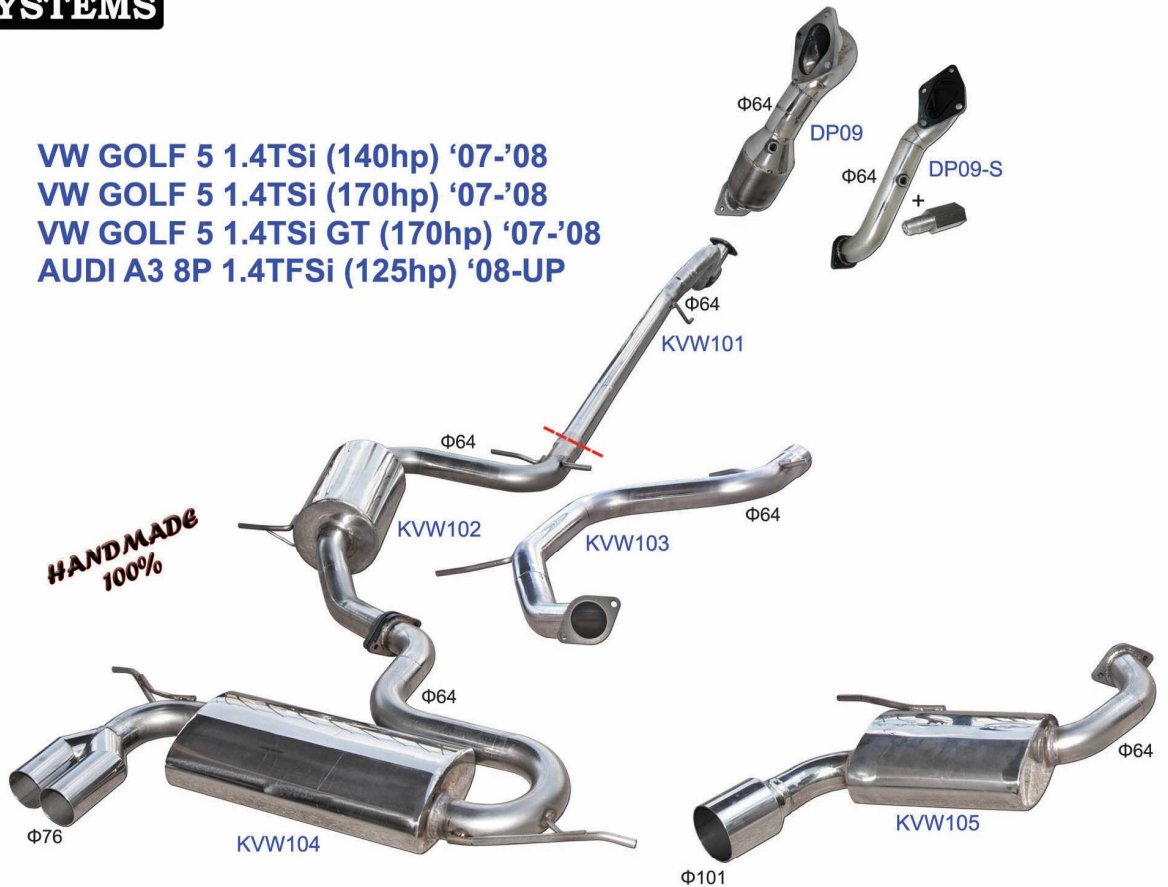
- KVV102** Middle section with muffler  $\Phi 64$
- KVV103** Middle section muffler delete pipe  $\Phi 64$
- KST104** Rear section with 'Xtreme' muffler  $\Phi 64$
- KST105** Rear section with 'Dual' muffler  $\Phi 64$



# EXHAUST SYSTEMS

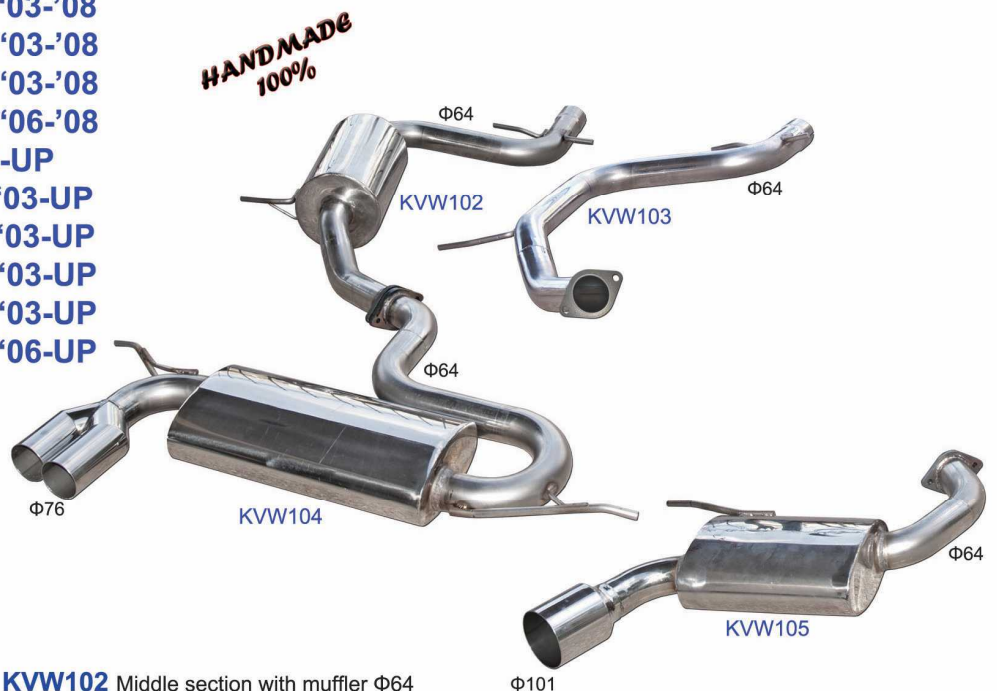
## VW/AUDI

VW GOLF 5 1.4TSi (140hp) '07-'08  
 VW GOLF 5 1.4TSi (170hp) '07-'08  
 VW GOLF 5 1.4TSi GT (170hp) '07-'08  
 AUDI A3 8P 1.4TFSi (125hp) '08-UP



- DP09** Down pipe with *HJS* racing Cat Φ64
- DP09-S** Down pipe WITHOUT Cat Φ64 / With CEL-Fix adaptor
- KVV101** Front pipe with Flex Φ64
- KVV102** Middle section with muffer Φ64
- KVV103** Middle section muffer delete pipe Φ64
- KVV104** Rear section with 'Dual' muffer Φ64
- KVV105** Rear section with 'Xtreme' muffer Φ64

VW GOLF 5 1.6i (102hp) '03-'08  
 VW GOLF 5 1.6FSi (115hp) '03-'08  
 VW GOLF 5 2.0FSi (150hp) '03-'08  
 VW GOLF 5 1.9TDi (105hp) '03-'08  
 VW GOLF 5 2.0TDi (140hp) '03-'08  
 VW GOLF 5 2.0TDi (170hp) '06-'08  
 AUDI A3 8P 1.6i (102hp) '03-UP  
 AUDI A3 8P 1.6FSi (115hp) '03-UP  
 AUDI A3 8P 2.0FSi (150hp) '03-UP  
 AUDI A3 8P 1.9TDi (105hp) '03-UP  
 AUDI A3 8P 2.0TDi (140hp) '03-UP  
 AUDI A3 8P 2.0TDi (170hp) '06-UP

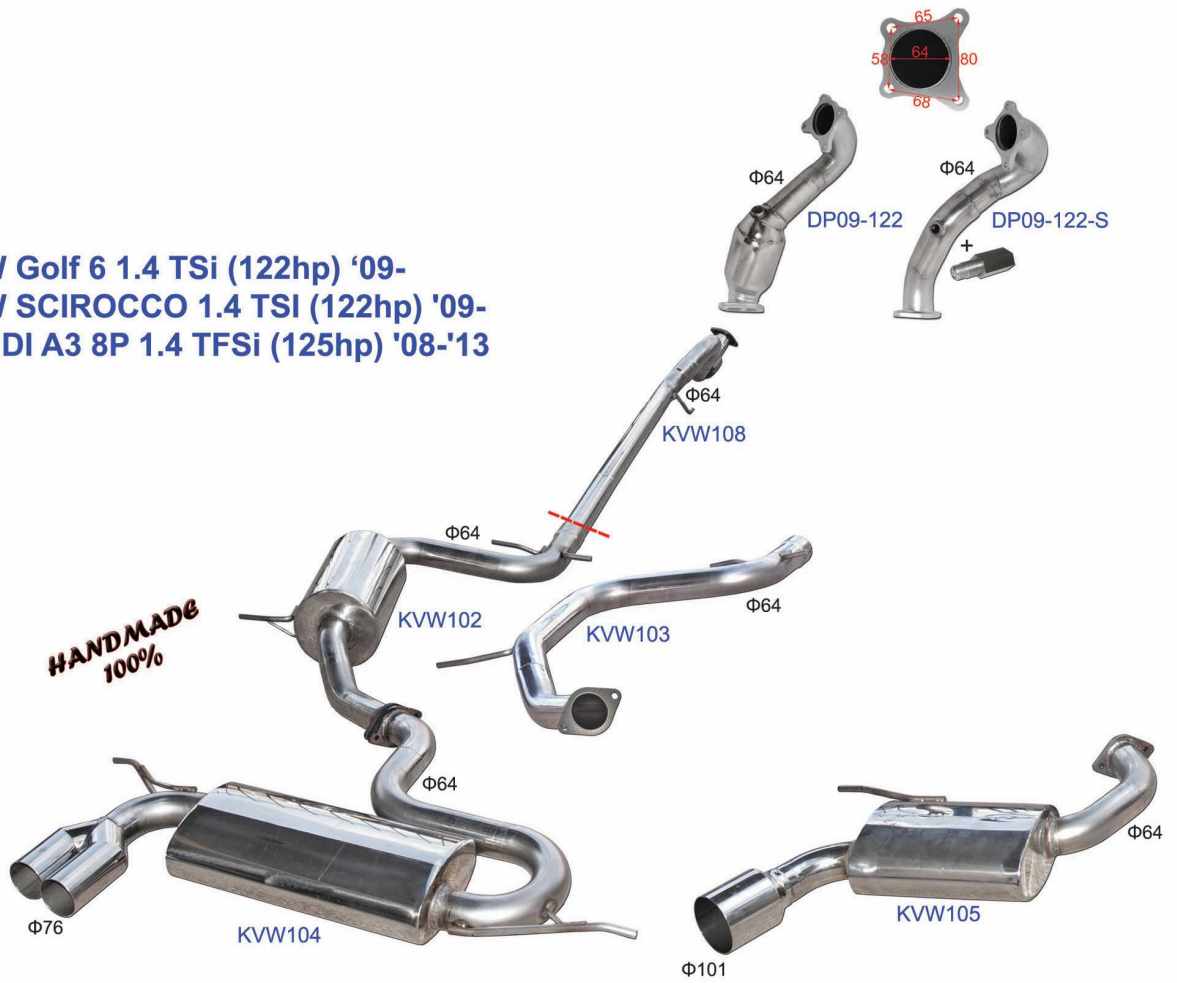


- KVV102** Middle section with muffer Φ64
- KVV103** Middle section muffer delete pipe Φ64
- KVV104** Rear section with 'Dual' muffer Φ64
- KVV105** Rear section with 'Xtreme' muffer Φ64

# EXHAUST SYSTEMS

## VW/AUDI

VW Golf 6 1.4 TSi (122hp) '09-  
VW SCIROCCO 1.4 TSi (122hp) '09-  
AUDI A3 8P 1.4 TFSi (125hp) '08-'13



- DP09-122** Down pipe with *HJS* racing Cat 200cpsi  $\Phi 64$
- DP09-122-S** Down pipe WITHOUT Cat  $\Phi 64$ / With CEL-Fix adaptor
- KVV108** Front pipe with Flex  $\Phi 64$
- KVV102** Middle section with muffer  $\Phi 64$
- KVV103** Middle section muffer delete pipe  $\Phi 64$
- KVV104** Rear section with 'Dual' muffer  $\Phi 64$
- KVV105** Rear section with 'Xtreme' muffer  $\Phi 64$

# EXHAUST SYSTEMS

## VW-SEAT

### SEAT LEON 1P '05-

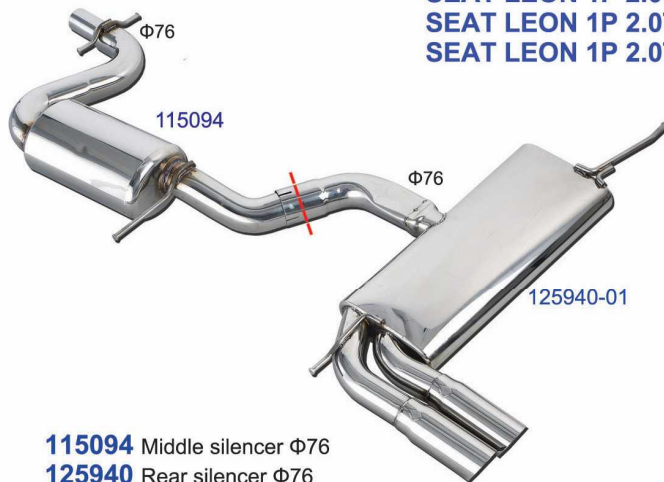


SEAT LEON 1P 1.6i (102hp) '06-  
SEAT LEON 1P 2.0FSi (150hp) '06-  
SEAT LEON 1P 2.0Turbo FSi (185hp) '06-  
SEAT LEON 1P 2.0Turbo FSi FR (200hp-211hp) '06-  
SEAT LEON 1P 1.9TDi (105hp) '06-  
SEAT LEON 1P 2.0TDi (140hp) '06-  
SEAT LEON 1P 2.0TDi (170hp) '05-  
SEAT LEON 1P 1.4TSi (125hp) '07-  
SEAT LEON 1P 1.8TFSi (160hp) '08-

**115122-05** Middle silencer Φ64

**125940-01** Rear silencer Φ64

### SEAT LEON 1P 2.0Turbo '06-

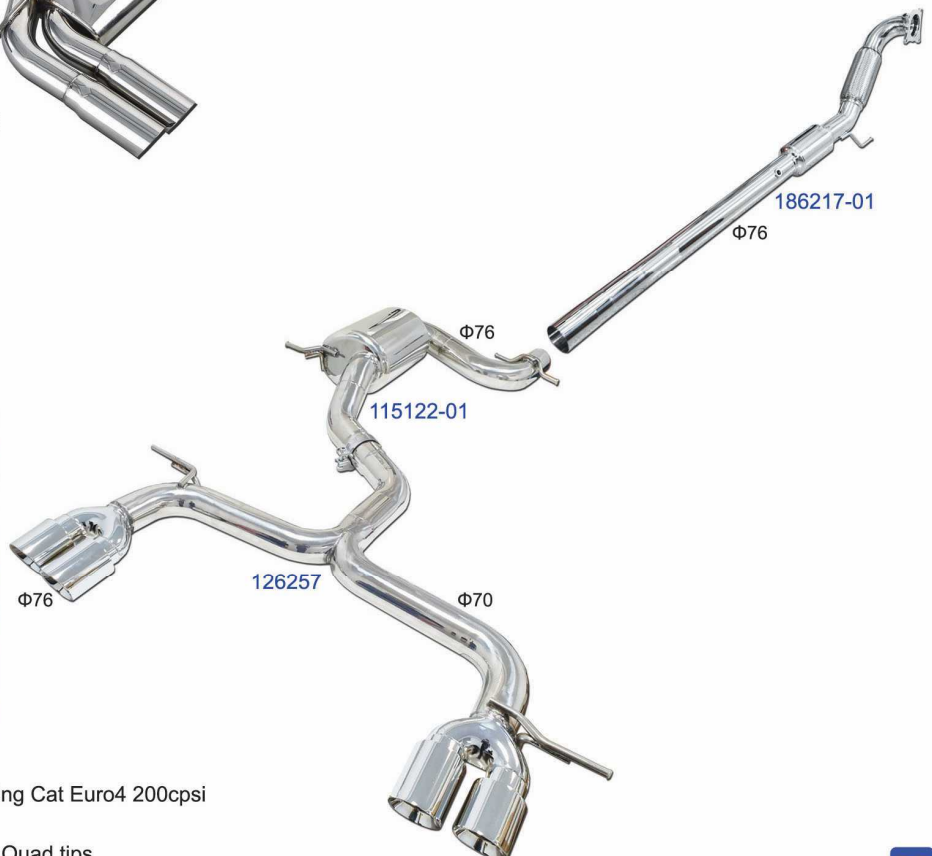


SEAT LEON 1P 2.0Turbo FSi CUPRA (240hp) '06-  
SEAT LEON 1P 2.0Turbo FSi (185hp) '06-  
SEAT LEON 1P 2.0Turbo FSi FR (200hp-211hp) '06-

**115094** Middle silencer Φ76

**125940** Rear silencer Φ76

### VW Scirocco III 2.0TSi '08-



**186217-01** Downpipe 76mm with Metallic Racing Cat Euro4 200cps

**115122-01** Middle section 76mm

**126257** Rear section 70mm muffler delete with Quad tips



# EXHAUST SYSTEMS

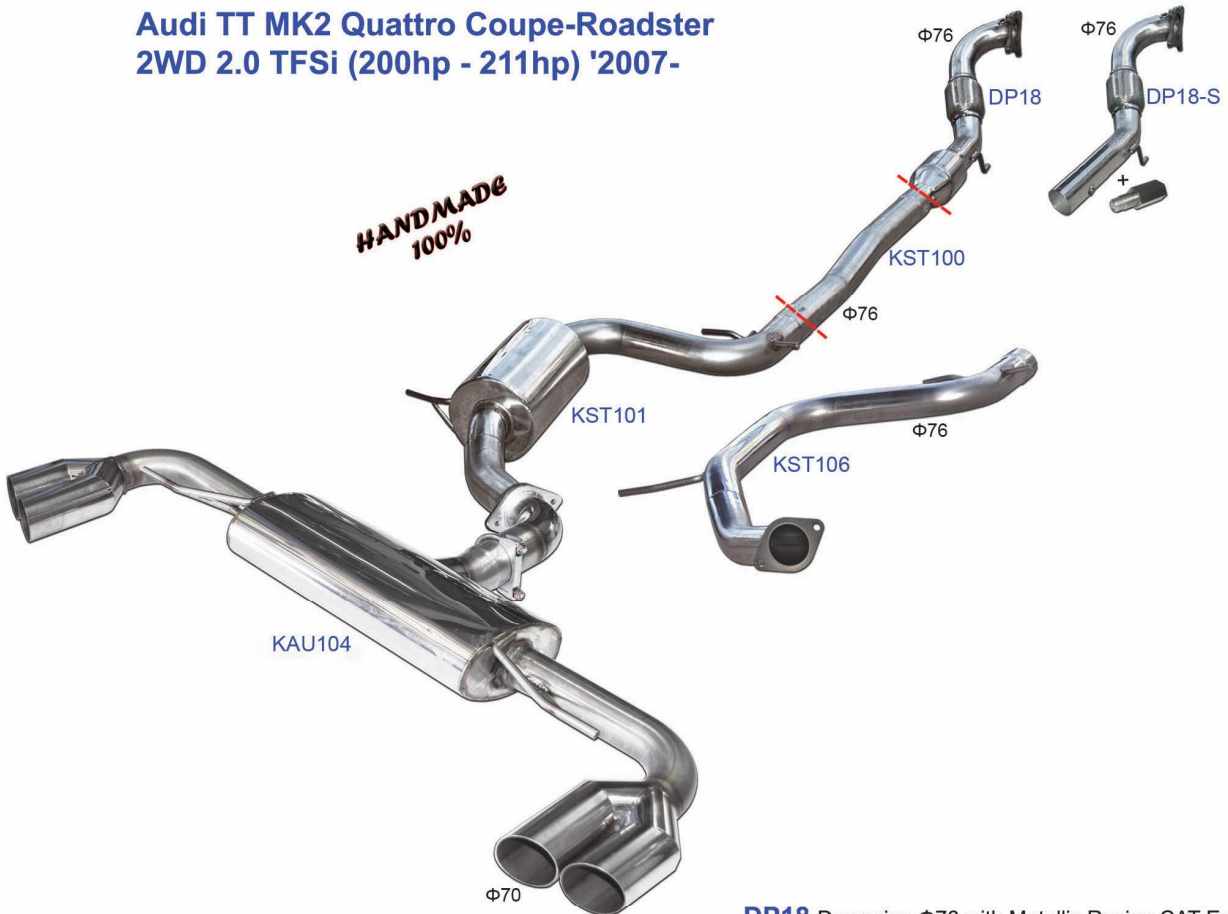
## AUDI-SEAT

**AUDI TT MK1 1.8i Turbo Quattro Coupe & Roadster 180/225hp '98-'06**  
**AUDI TT MK1 3.2i V6 Quattro Coupe & Roadster 250hp '03-'06**



**115126** Middle silencer Φ64  
**126007** Rear silencer Φ64

**Audi TT MK2 Quattro Coupe-Roadster**  
**2WD 2.0 TFSi (200hp - 211hp) '2007-**



**DP18** Downpipe Φ76 with Metallic Racing CAT Euro4 200cpsi  
**DP18-S** Downpipe Φ76 WITHOUT CAT / With CEL-Fix adaptor  
**KST100** Front connection pipe Φ76  
**KST101** Middle section with muffer Φ76  
**KST106** Middle section muffer delete pipe Φ76  
**KAU104** Rear muffer with 70mm tips  
**Attention:** You must cut the OEM bumper or replace it with an 'S' type diffuser




# EXHAUST SYSTEMS

## VW-AUDI-SEAT



### KAU02-64

S/Steel Middle muffler delete pipe for Golf 4 / Seat Leon '99-'03



### KAU01-64 ( $\Phi 64$ )

### KAU01-70 ( $\Phi 70$ )

### KAU01-76 ( $\Phi 76$ )

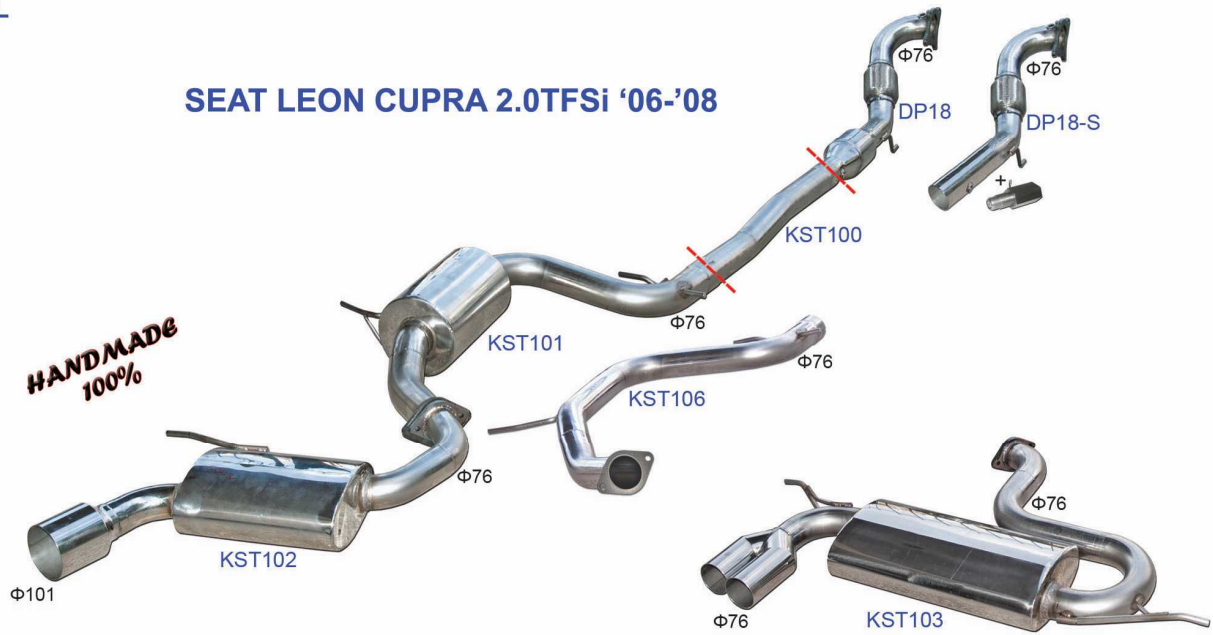
S/Steel Middle muffler delete pipe for Golf 5-6 / Audi A3 / Seat Leon '04-Up / Seat Leon '04-Up



# EXHAUST SYSTEMS

## SEAT

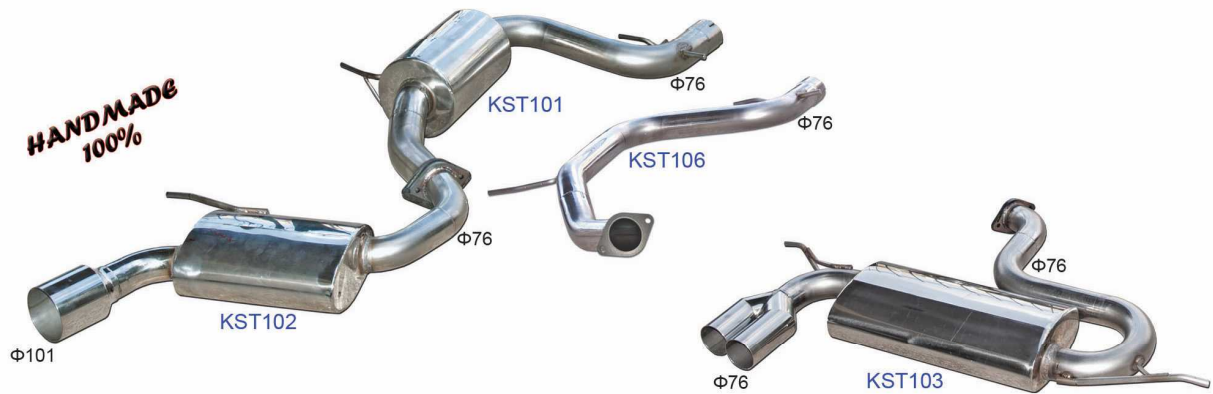
### SEAT LEON CUPRA 2.0TFSi '06-'08



- DP18** Down pipe with racing Cat Φ76
- DP18-S** Down pipe WITHOUT Cat Φ76 / With CEL-Fix adaptor
- KST100** Connection pipe Φ76
- KST101** Middle section Φ76
- KST106** Middle section muffler delete pipe Φ76
- KST102** Rear section with 'Xtreme' muffler Φ76
- KST103** Rear section with 'Dual' muffler Φ76

### SEAT LEON 1P 2.0Turbo '06-

SEAT LEON 1P 2.0Turbo FSi CUPRA (240hp) '06-  
 SEAT LEON 1P 2.0Turbo FSi (185hp) '06-  
 SEAT LEON 1P 2.0Turbo FSi FR (200hp-211hp) '06-



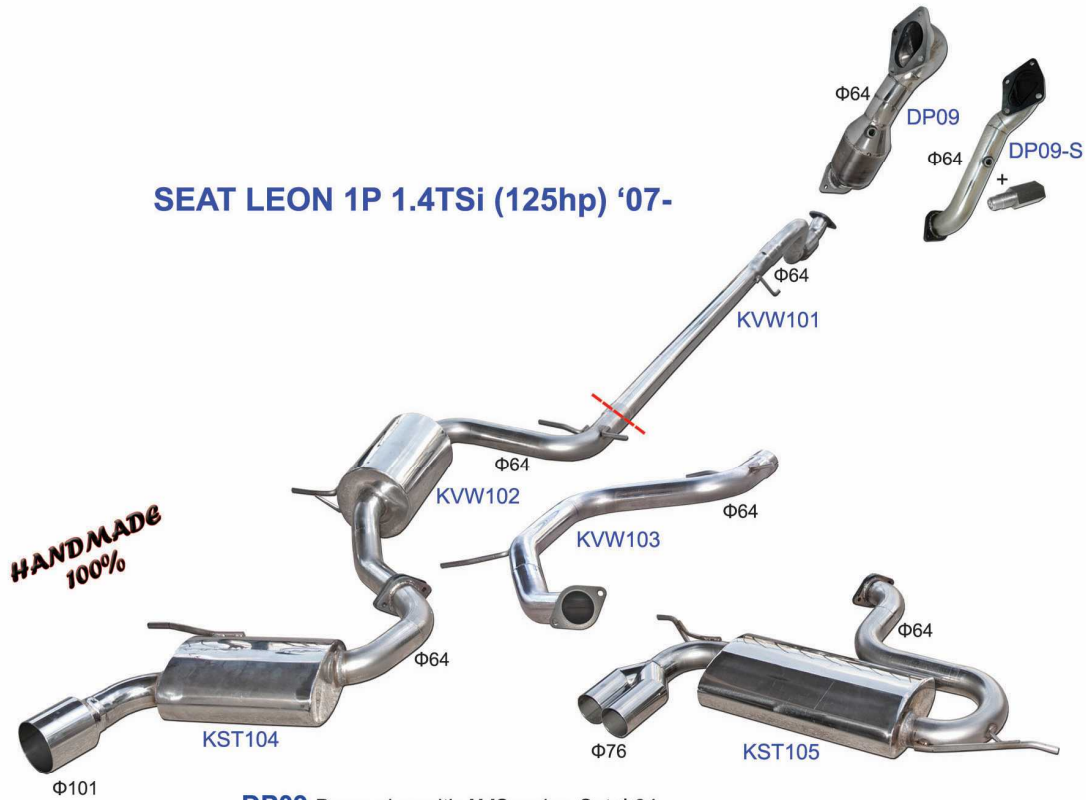
- KST101** Middle section Φ76
- KST106** Middle section muffler delete pipe Φ76
- KST102** Rear section with 'Xtreme' muffler Φ76
- KST103** Rear section with 'Dual' muffler Φ76



# EXHAUST SYSTEMS


## SEAT

### SEAT LEON 1P 1.4TSi (125hp) '07-



- DP09** Down pipe with *HJS* racing Cat  $\Phi 64$
- DP09-S** Down pipe WITHOUT Cat  $\Phi 64$ /With CEL-Fix adaptor
- KVW101** Front pipe with Flex  $\Phi 64$
- KVW102** Middle section with muffler  $\Phi 64$
- KVW103** Middle section muffler delete pipe  $\Phi 64$
- KST104** Rear section with 'Xtreme' muffler  $\Phi 64$
- KST105** Rear section with 'Dual' muffler  $\Phi 64$

- SEAT LEON 1P 1.6i (102hp) '06-
- SEAT LEON 1P 2.0FSi (150hp) '06-
- SEAT LEON 1P 2.0Turbo FSi (185hp) '06-
- SEAT LEON 1P 2.0Turbo FSi FR (200hp-211hp) '06-
- SEAT LEON 1P 1.9TDi (105hp) '06-
- SEAT LEON 1P 2.0TDi (140hp) '06-
- SEAT LEON 1P 2.0TDi (170hp) '05-
- SEAT LEON 1P 1.4TSi (125hp) '07-
- SEAT LEON 1P 1.8TFSi (160hp) '08-



- KVW102** Middle section with muffler  $\Phi 64$
- KVW103** Middle section muffler delete pipe  $\Phi 64$
- KST104** Rear section with 'Xtreme' muffler  $\Phi 64$
- KST105** Rear section with 'Dual' muffler  $\Phi 64$

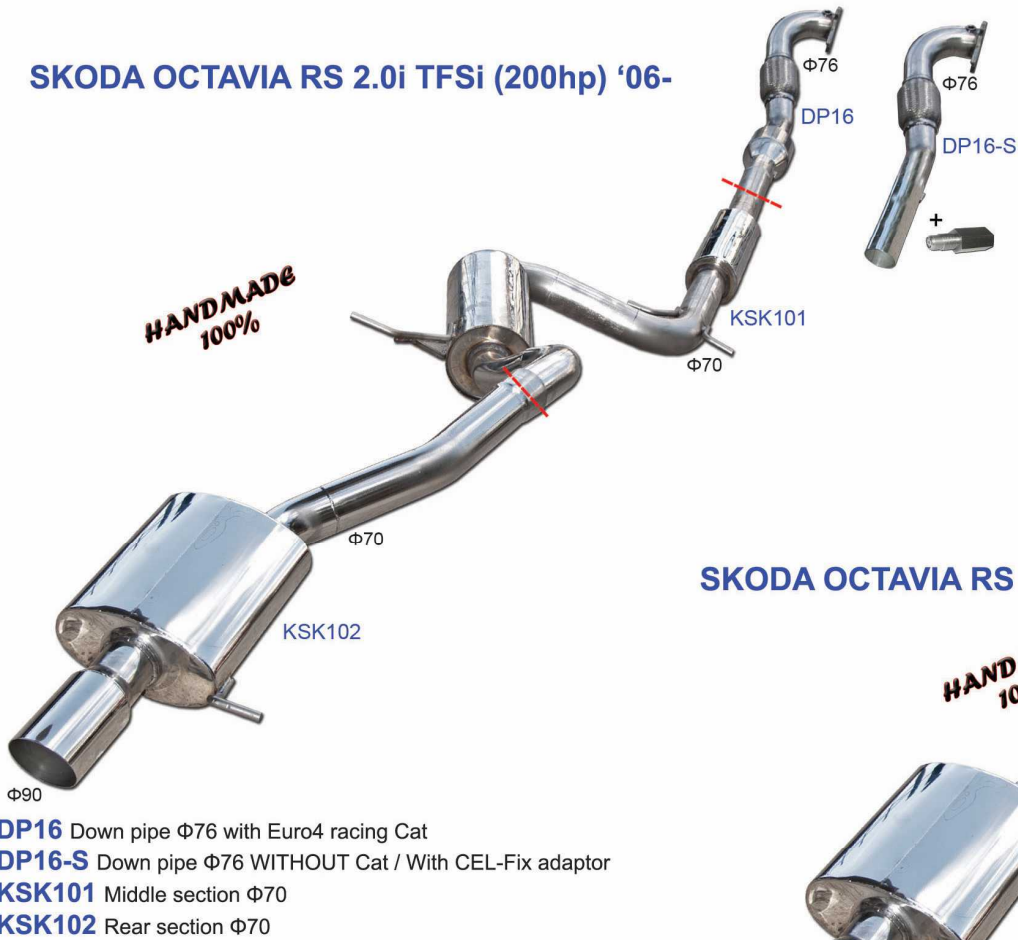
# EXHAUST SYSTEMS

## AUDI-SKODA

### AUDI S3 A3 8P QUATTRO 2.0i TFSi '07-



### SKODA OCTAVIA RS 2.0i TFSi (200hp) '06-



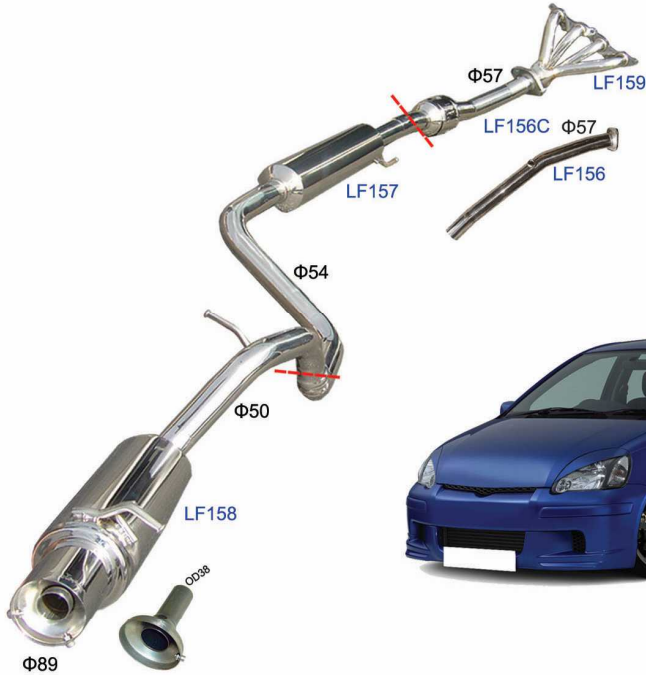
### SKODA OCTAVIA RS 2.0TDi (170hp) '06-



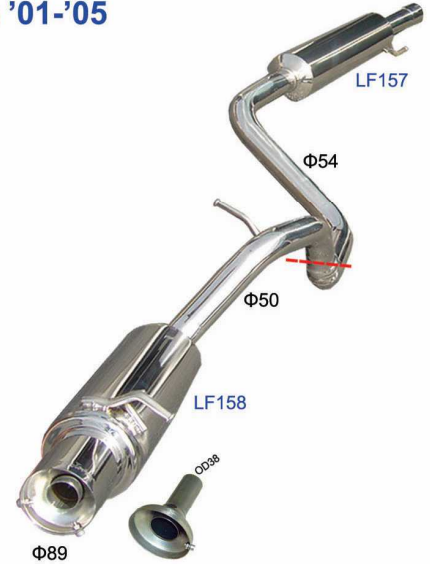
# EXHAUST SYSTEMS

## TOYOTA

TOYOTA YARIS/VITZ 1.3i 16v RS NCP10 '02-'05  
 TOYOTA YARIS/VITZ 1.5i 16v RS NCP13 '02-'05



TOYOTA YARIS/VITZ NCP10 1.3i 16v (86hp) '99-'05  
 TOYOTA YARIS/VITZ NCP13 1.5i 16v (106hp) '99-'05  
 TOYOTA YARIS/VITZ NCP13 1.5i 16v (150hp) '01-'05




- LF159** S/Steel header  $\Phi 38$  / Thickness 2.0mm
- LF156C** Down pipe with metallic Cat 200cps (Stop production)
- LF156** Down pipe without Cat  $\Phi 57$
- LF157** Middle section  $\Phi 54$
- LF158** Rear section  $\Phi 50$  with DB Killer

- LF157** Middle section  $\Phi 54$
- LF158** Rear section  $\Phi 50$  with DB Killer

## HONDA

HONDA ACCORD (7th Generation)  
 2.0 iVtec '02-'07




- 115145-M1** Middle silencer  $\Phi 54$
- 115145-M2** Y-pipe  $\Phi 45$
- 126048-LH** Left rear silencer  $\Phi 45$
- 126048-RH** Right rear silencer  $\Phi 45$




**PEUGEOT**

**PEUGEOT 207RC GTi / RC 1.6i 16v Turbo (174hp) '08-**



- DP13** Down pipe Φ76-Φ64 with **HJS** racing Cat
- KPG101** Front pipe Φ64
- KPG102** Middle section Φ64
- KPG103** Rear muffler Φ64

**PEUGEOT 207 THP 1.6i 16v Turbo (150hp) '07-  
PEUGEOT 207CC THP 1.6i 16v Turbo (150hp) '07-**

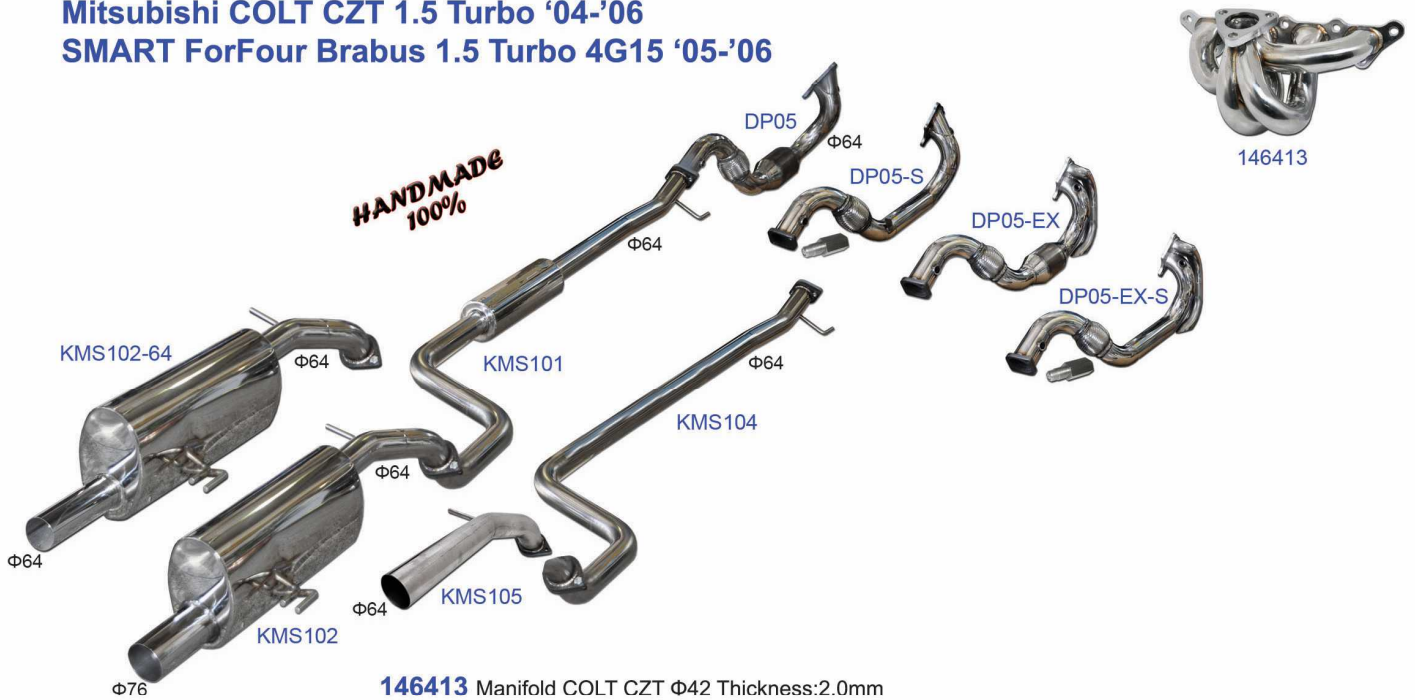


- DP12** Down pipe Φ64 with **HJS** racing Cat
- KPG101** Front pipe Φ64
- KPG102** Middle section Φ64
- KPG104** Rear muffler Φ64

# EXHAUST SYSTEMS


## MITSUBISHI

### Mitsubishi COLT CZT 1.5 Turbo '04-'06 SMART ForFour Brabus 1.5 Turbo 4G15 '05-'06



- 146413** Manifold COLT CZT Φ42 Thickness:2.0mm
- DP05** Down pipe COLT CZT Φ64 with *HJS* racing Cat
- DP05-S** Down pipe COLT CZT Φ64 without Cat / With CEL-Fix adaptor
- DP05-EX** Down pipe COLT CZT Φ64 with *HJS* racing Cat / With External pipe
- DP05-EX-S** Down pipe COLT CZT Φ64 without Cat / With External pipe / With CEL-Fix adaptor
- KMS101** Middle Section Φ64
- KMS104** Middle Section Φ64 muffer delete pipe
- KMS102** Rear Section Φ64 - Tip 76mm
- KMS102-64** Rear Section Φ64 - Tip 64mm
- KMS105** Rear Connection Pipe Φ64

### Mitsubishi COLT CZT/CZC 1.5 Turbo Cabrio '04-'06



- 146413** Manifold COLT CZT Φ42 Thickness:2.0mm
- DP05** Down pipe Φ64 with *HJS* racing Cat
- DP05-S** Down pipe Φ64 without Cat / With CEL-Fix adaptor
- DP05-EX** Down pipe Φ64 with *HJS* Cat / With External pipe
- DP05-EX-S** Down pipe COLT CZT Φ64 without Cat / With CEL-Fix adaptor
- KMS101** Middle Section Φ64
- KMS104** Middle Section Φ64 muffer delete pipe
- KMS103** Rear Section Φ64 **Cabrio**
- KMS105** Rear Connection Pipe Φ64

# STEALTH

by Twister

## MAZDA RX-8 '03-



- ST589044** Middle pipe Φ64
- ST589045** Pipe connector Φ64
- ST589060** Rear muffler Φ64



## BMW 318i E46



- ST183055** Middle muffler Φ55
  - ST183065** Rear muffler Φ55
- Fit on BMW E46:
- 316i 99-00
  - 316i (Sedan-Touring)(1.8i 16v 115hp) 01-Up
  - 318i (Sedan-Touring) 98-00
  - 318i (Sedan-Touring) 01-Up
  - 318iCi (2.0i 16v 143hp) 01-Up
  - 318Ci 99-00






## EXHAUST SYSTEMS

MINI COOPER S R53 1.6i (163hp) '02-'03

MINI COOPER S R53 1.6i (170hp) '04-'06

MINI COOPER S R53 1.6i 'John Cooper Works' (200-210hp) '04-'06



**ST621850** Front muffler  $\Phi 64$

**ST621840** Middle connection pipe  $\Phi 64$

**ST621860** Rear set of mufflers  $\Phi 64$ - $\Phi 50$

MINI Cooper S R50/R52/R53

MINI COOPER S R53 *CABRIO* 1.6i (170hp) '04-'06

MINI COOPER S R53 *CABRIO* 1.6i 'John Cooper Works' (200-210hp) '04-'06



**ST621860** Rear set of mufflers  $\Phi 64$ - $\Phi 50$

MINI Cooper S R50/R52/R53

# EXHAUST SYSTEMS


## VW/AUDI

VW GOLF 5 1.4TSi (140hp) '07-'08  
 VW GOLF 5 1.4TSi (170hp) '07-'08  
 VW GOLF 5 1.4TSi GT (170hp) '07-'08  
 AUDI A3 8P 1.4TFSi (125hp) '08-UP



- DP09** Down pipe with *HJS* racing Cat Φ64
- DP09-S** Down pipe WITHOUT Cat Φ64 / With CEL-Fix adaptor
- ST953210** Front pipe with Flex Φ64
- ST953250** Middle muffler Φ64
- ST953245** Middle muffler delete pipe Φ64
- ST953260** Rear Muffler Dual Φ64
- ST953261** Rear Muffler 'Xtreme' Φ64

VW GOLF 5 1.6i (102hp) '03-'08  
 VW GOLF 5 1.6FSi (115hp) '03-'08  
 VW GOLF 5 2.0FSi (150hp) '03-'08  
 VW GOLF 5 1.9TDi (105hp) '03-'08  
 VW GOLF 5 2.0TDi (140hp) '03-'08  
 VW GOLF 5 2.0TDi (170hp) '06-'08  
 AUDI A3 8P 1.6i (102hp) '03-UP  
 AUDI A3 8P 1.6FSi (115hp) '03-UP  
 AUDI A3 8P 2.0FSi (150hp) '03-UP  
 AUDI A3 8P 1.9TDi (105hp) '03-UP  
 AUDI A3 8P 2.0TDi (140hp) '03-UP  
 AUDI A3 8P 2.0TDi (170hp) '06-UP




- ST953250** Middle muffler Φ64
- ST953245** Middle muffler delete pipe Φ64
- ST953260** Rear Muffler Dual Φ64
- ST953261** Rear Muffler 'Xtreme' Φ64

# EXHAUST SYSTEMS

## VW

- VW GOLF 6 1.4i (80hp) '09-UP
- VW GOLF 6 1.6i (102hp) '09-UP
- VW GOLF 6 1.4TSi (122hp) '09-UP
- VW GOLF 6 1.4TSi (160hp) '09-UP
- VW GOLF 6 2.0TDi (110hp) '09-UP
- VW GOLF 6 2.0TDi (140hp/170hp) '09-UP



- ST953250** Middle muffler Φ64
- ST953245** Middle muffler delete pipe Φ64
- ST953260** Rear Muffler Dual
- ST953261** Rear Muffler 'Xtreme'





# EXHAUST SYSTEMS

## TOYOTA AYGO(AB10)/CITROEN C1/PEUGEOT 107 '2005-'2014



**ST221164** Rear muffler  
 Toyota Aygo 1.0 12v 50kw 68hp '05-'14  
 Citroen C1 1.0 12v 50kw 68hp '05-'14  
 Peugeot 107 1.0 12v 50kw 68hp '05-'14  
 Fits the OEM Exhaust system and the  
 OEM bumper without any modification



**ST221167** Rear muffler  
 Toyota Aygo 1.0 12v 50kw 68hp '05-'14  
 Citroen C1 1.0 12v 50kw 68hp '05-'14  
 Peugeot 107 1.0 12v 50kw 68hp '05-'14  
 Fits the OEM Exhaust system and the  
 OEM bumper without any modification



**ST221167-T8** Rear muffler  
 Toyota Aygo 1.0 12v 50kw 68hp '05-'14  
 Citroen C1 1.0 12v 50kw 68hp '05-'14  
 Peugeot 107 1.0 12v 50kw 68hp '05-'14  
 Fits the OEM Exhaust system and the  
 OEM bumper without any modification



## EXHAUST SYSTEMS

TOYOTA AYGO(AB10)/CITROEN C1/PEUGEOT 107 '05-'14  
 TOYOTA AYGO X(AB40)/CITROEN C1/PEUGEOT 108 '14-Up



**ST221162-CB** Performance CatBack Exhaust System with 45mm (OEM is 38mm) for more Horsepower, more Airflow and less Backpressure.  
**Toyota Aygo/Aygo X** 1.0i 12v 50kw/51kw 68hp '05-Up  
**Citroen C1** 1.0i 12v 50kw/51kw 68hp '05-Up  
**Peugeot 107/108** 1.0i 12v 50kw/51kw 68hp '05-Up  
 Fits the OEM Exhaust system and the OEM bumper without any modification

TOYOTA AYGO X(AB40)/CITROEN C1/PEUGEOT 108 '2014-Up



**ST221165** Rear muffler  
 Toyota Aygo X 1.0i 12v 51kw 68hp '2014-Up  
 Citroen C1 1.0i 12v 51kw 68hp '2014-Up  
 Peugeot 108 1.0i 12v 51kw 68hp '2014-Up  
 Fits the OEM Exhaust system and the OEM bumper without any modification

**ST221166** Rear muffler  
 Toyota Aygo X 1.0i 12v 51kw 68hp '2014-Up  
 Citroen C1 1.0i 12v 51kw 68hp '2014-Up  
 Peugeot 108 1.0i 12v 51kw 68hp '2014-Up  
 Fits the OEM Exhaust system and the OEM bumper without any modification



# SOLO UN/SAL MUFFLERS

## MIDDLE VERSION



**12-209**

ID=60-50 BD=101 BL=350

**22-210-76**

ID=76 BD=115 BL=400

'Twister' Spiral perforated pipe



ID=Inlet Diameter  
BD=Body Diameter  
BL=Body Length



**BL121**(Φ60)

BD=101 BL=300

Special design perforated tube  
without glass fiber



**BL138**(Φ55)

BD=101 BL=350



**TR960-50/55/60**

BD=80 BL=370

**TR1018-50**

BD=80 BL=450



**TR1019-50/55/60/64/70/76**

BD=114 BL=300

**TR530-50/55/60/64/70/76**

BD=114 BL=350

**TR940-50/55/60/64/70/76**

BD=114 BL=400

**TR950-50/55/60/64/70/76**

BD=114 BL=500



**TR540-64**(Φ64)

**TR540-70**(Φ70)

**TR540-76**(Φ76)

BD=160 BL=300



**TR550-64**(Φ64)

**TR550-70**(Φ70)

**TR550-76**(Φ76)

BD=160 BL=350



**TR720-50**(Φ50)

**TR720-55**(Φ55)

**TR720-60**(Φ60)

**TR720-64**(Φ64)

**TR720-70**(Φ70)

**TR720-76**(Φ76)

BD=203x127 BL=300



**TR1004-64**

Saab 9-3/Opel Vectra

203x127 L750 INΦ64



**TR1016-50**

210x125 L350 INΦ50

**TR1016-60**

Middle VW Golf 5

210x125 L350 INΦ60



**TR1021-60**

ID=60 BD=180x83 BL=278

S/Steel 304



**93041-58**

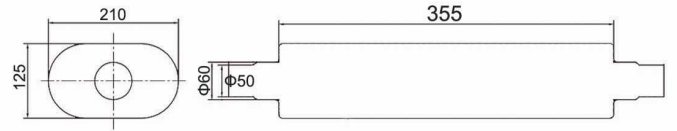
ID=58 BD=180x83 BL=278

Mild Steel / Electrostatic paint

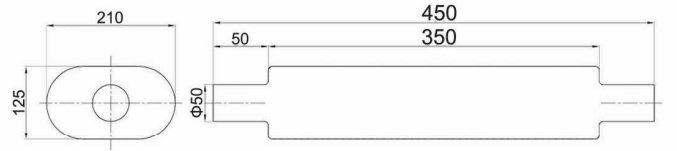


# SOLO UNIVERSAL MUFFLERS

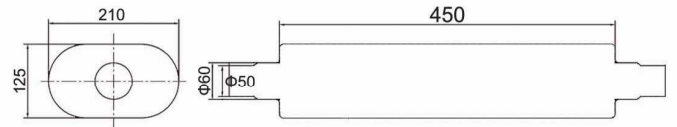
BL122



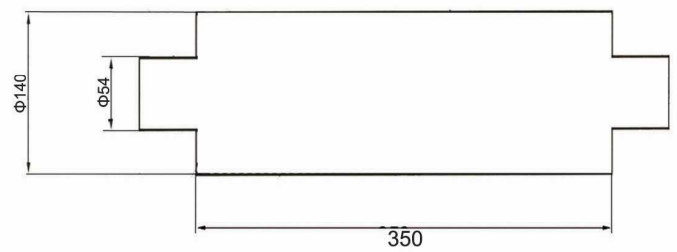
BL122-50



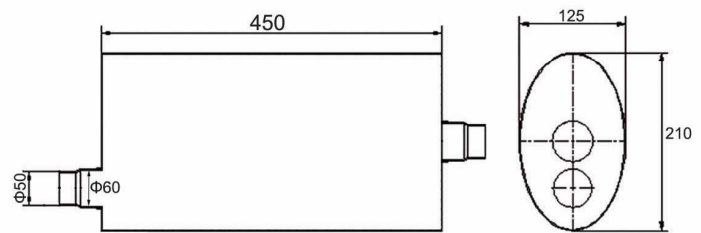
BL122-450



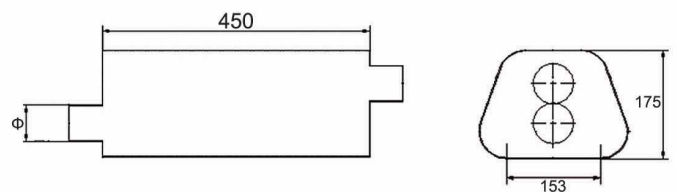
BL141



TR501-60

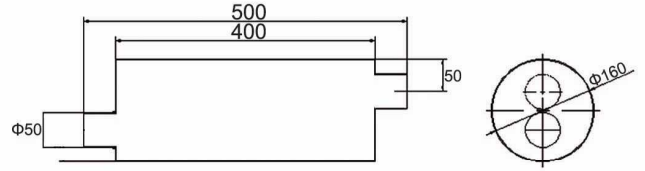


TR510-55(Φ55)  
TR510-60(Φ60)  
TR510-64(Φ64)  
TR510-70(Φ70)




# SOLO UNIVERSAL MUFFLERS

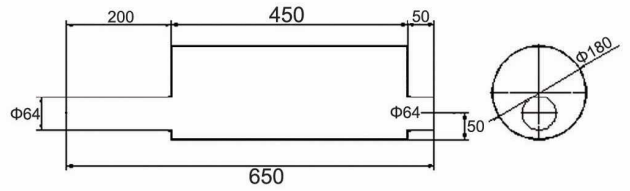
**TR520-50** (Φ50)  
**TR520-55** (Φ55)  
**TR520-60** (Φ60)  
**TR520-64** (Φ64)



**TR660-55**

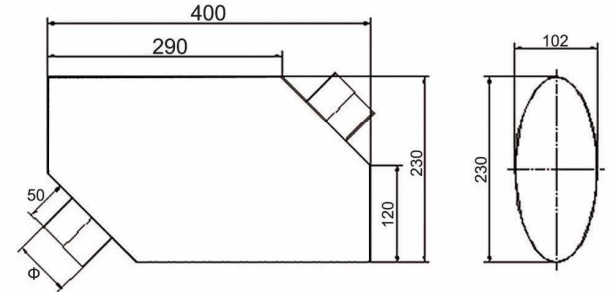


**TR670-64**




VW GOLF 5/6  
 NEW SCIROCCO  
 AUDI A3 8P  
 SEAT LEON 1P

**TR680-55** (Φ55)  
**TR680-64** (Φ64)  
**TR680-70** (Φ70)  
**TR680-76** (Φ76)

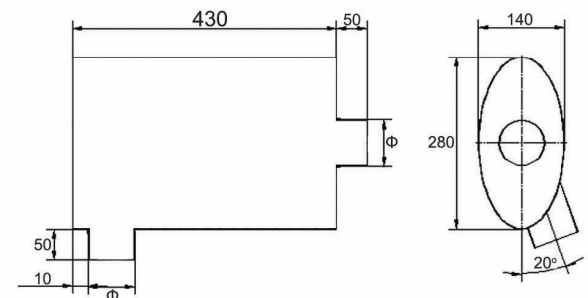


BMW E36/E46  
 'M3 Style'

**TR690-60**



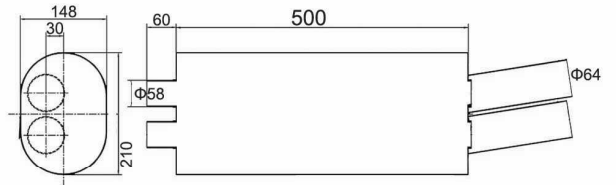
**TR700-55** (Φ55)  
**TR700-60** (Φ60)  
**TR700-64** (Φ64)  
**TR700-70** (Φ70)  
**TR700-76** (Φ76)



# SOLO UNIVERSAL MUFFLERS

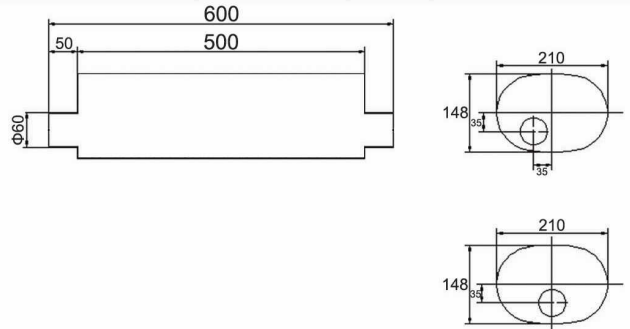
BMW E36 M3

**TR710-54**



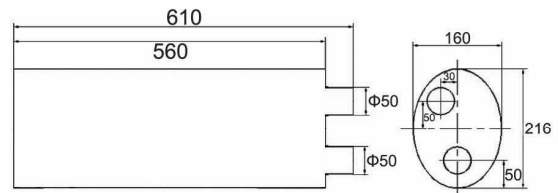
BMW E36/E46

**TR730-60**



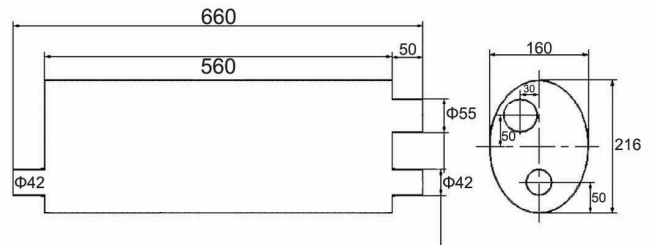
HONDA CIVIC  
1.4 '07

**TR740-50**



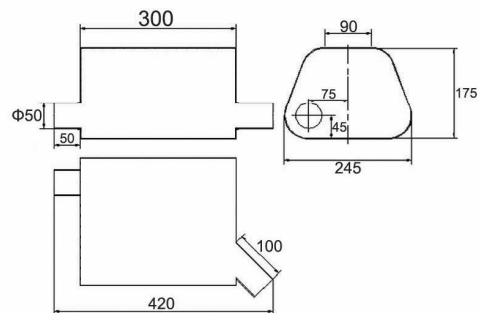
HONDA CIVIC  
1.8 VTec TypeR  
'07

**TR750-55**



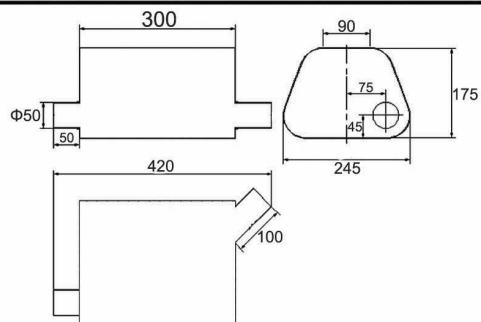
MERCEDES SLK  
(LEFT)

**TR760-50**



MERCEDES SLK  
(RIGHT)  
MINI ONE

**TR770-50**

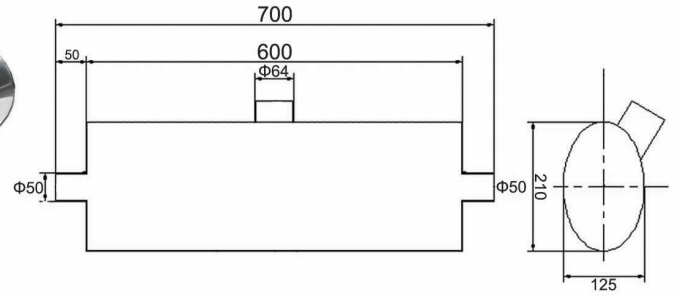




# SOLO UNIVERSAL MUFFLERS

TYPE 'RX8'

**TR780-64**



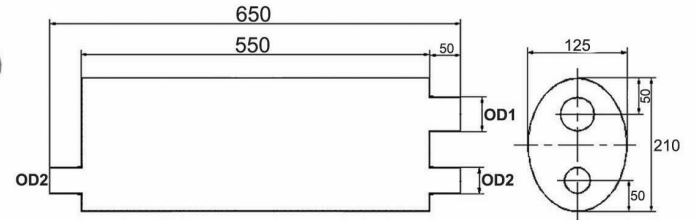
TYPE 'Rav4'

**TR790-55**

OD1=55 OD2=42

**TR790-64**

OD1=64 OD2=45

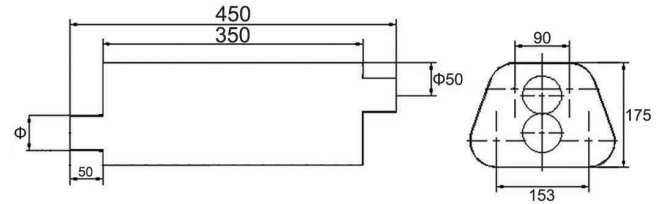


**TR800-50**(Φ50)

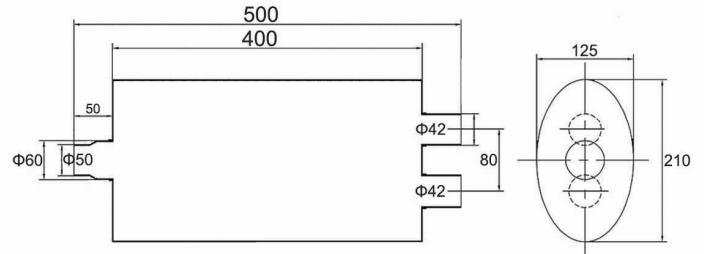
**TR800-55**(Φ55)

**TR800-60**(Φ60)

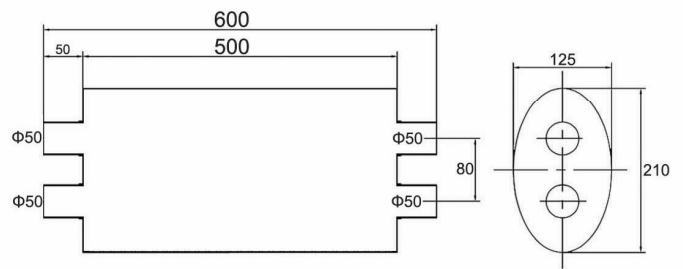
**TR800-64**(Φ64)



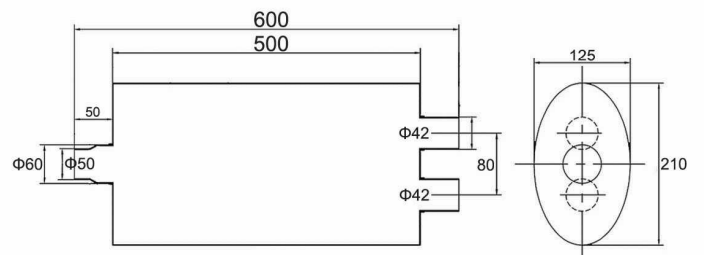
**TR810-6042**



**TR820-50**

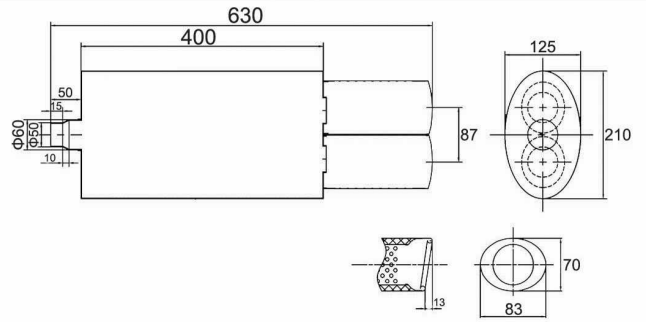


**TR830-6042**

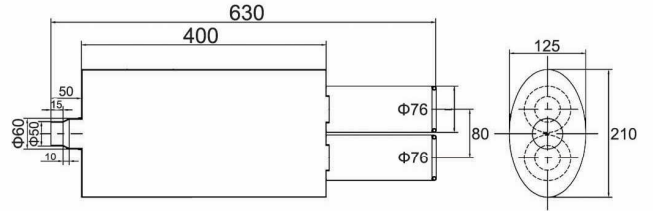


# SOLO UNIVERSAL MUFFLERS

TR840

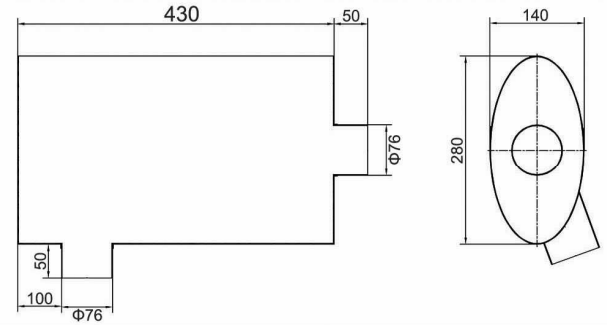


TR850

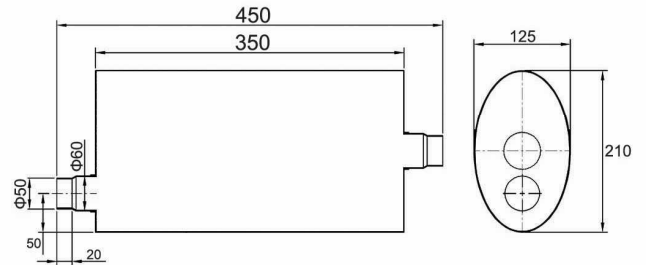


AUDI S3

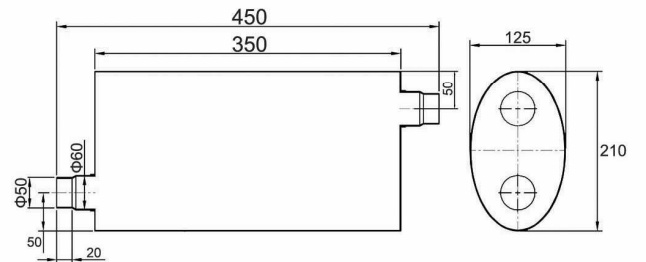
TR860-76



TR870-50  
TR870-60

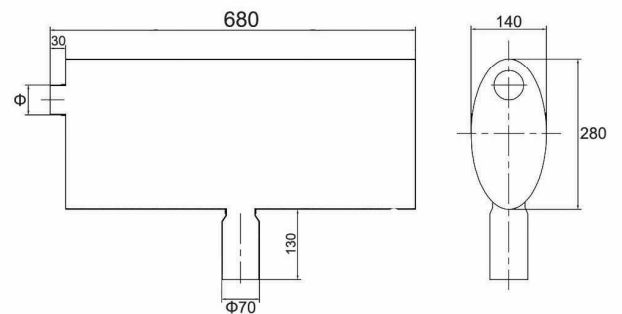


TR880-50  
TR880-60



OPEL CORSA  
OPC '07

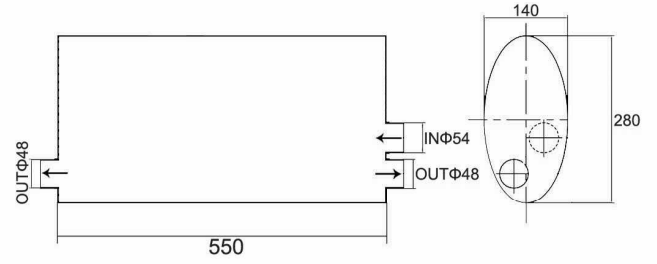
TR890-55  
TR890-64



# SOLO UNIVERSAL MUFFLERS

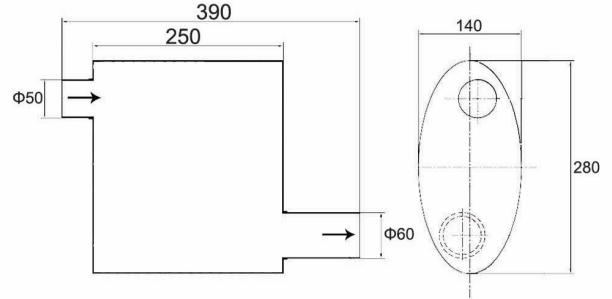
SUZUKI SWIFT  
'07

**TR900-54**



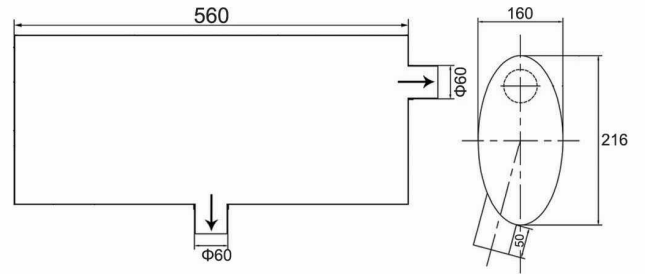
FORD FOCUS  
'98-'04

**TR910-50**



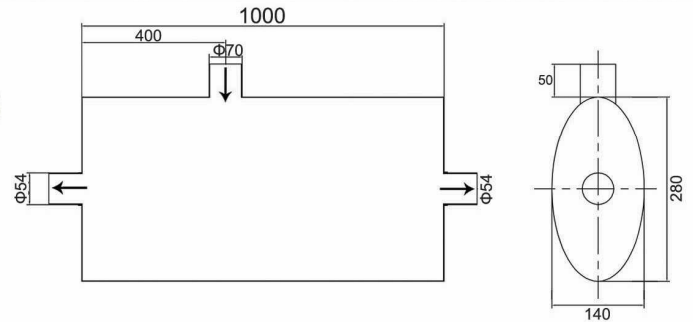
TOYOTA CELICA  
'97-

**TR920-60**




VW TOUAREG  
PORSCHE CAYENNE

**TR930-70**

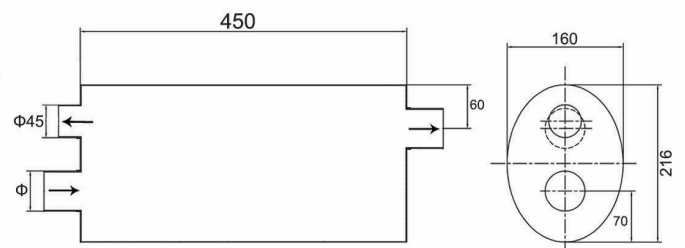


**TR970-55**(Φ55)  
**TR970-60**(Φ60)  
**TR970-64**(Φ64)  
**TR970-70**(Φ70)  
**TR970-76**(Φ76)



DUPLEX

**TR980-55**  
INΦ55 OUTΦ45  
**TR980-60**  
INΦ60 OUTΦ45

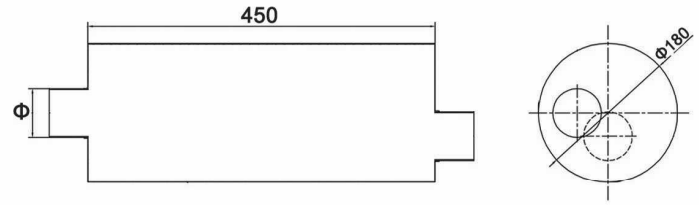




# SOLO UNIVERSAL MUFFLERS

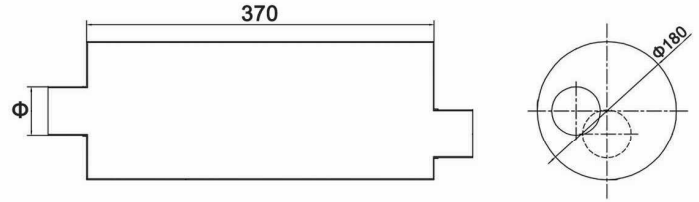
SUBARU  
FORRESTER

**TR990-70**( $\Phi 70$ )  
**TR990-76**( $\Phi 76$ )



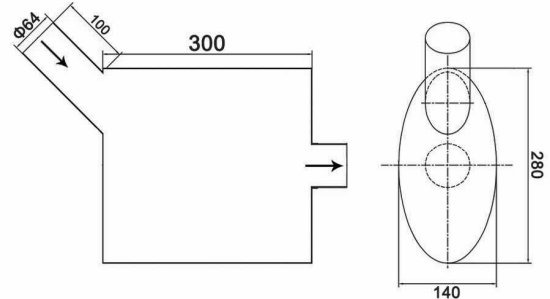
SUBARU IMPREZA  
'98-'07

**TR1003-64**( $\Phi 64$ )  
**TR1003-70**( $\Phi 70$ )  
**TR1003-76**( $\Phi 76$ )



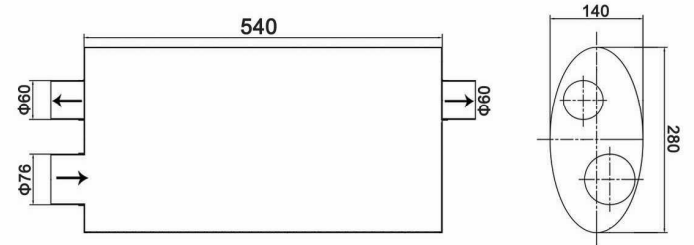
SAAB 9-3/AUDI A5  
MINI COOPER S

**TR1005-64**



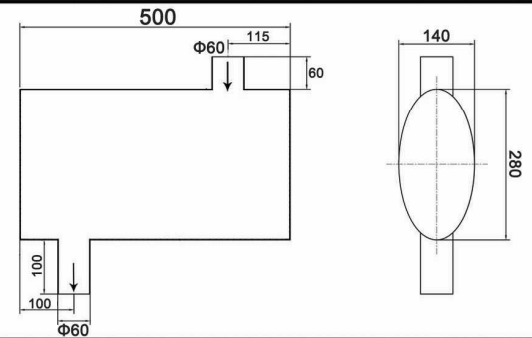
SUBARU IMPREZA  
'08-

**TR1006-76**  
IN $\Phi 76$  OUT $\Phi 60$



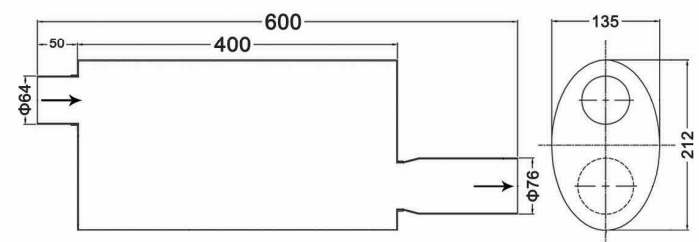
BMW E90

**TR1007-60**



MITSUBISHI COLT  
CZT  
SMART FORFOUR

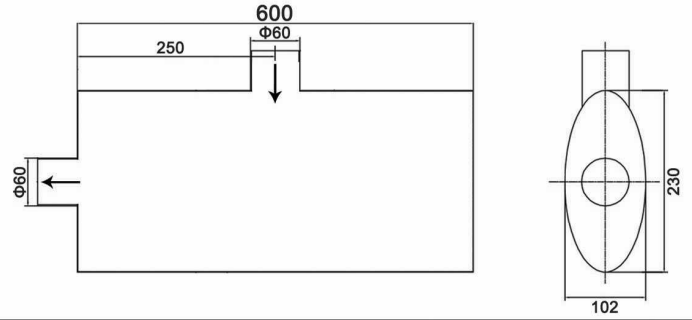
**TR1008-64**



# SOLO UNIVERSAL MUFFLERS

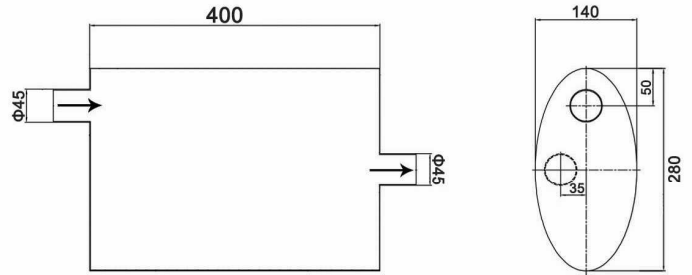
VW GOLF 5/6  
NEW SCIROCCO  
AUDI A3 8P  
SEAT LEON 1P

**TR1009-60**



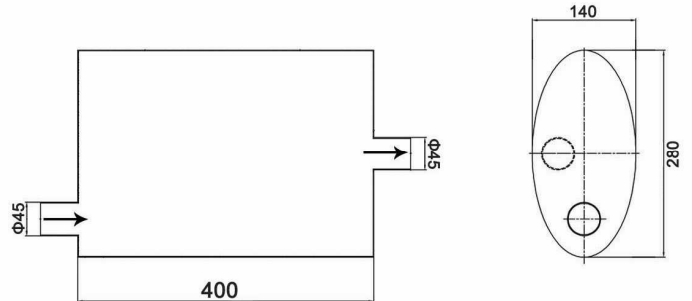
HONDA ACCORD  
'04- (Left side)

**TR1010L-45**



HONDA ACCORD  
'04- (Right side)

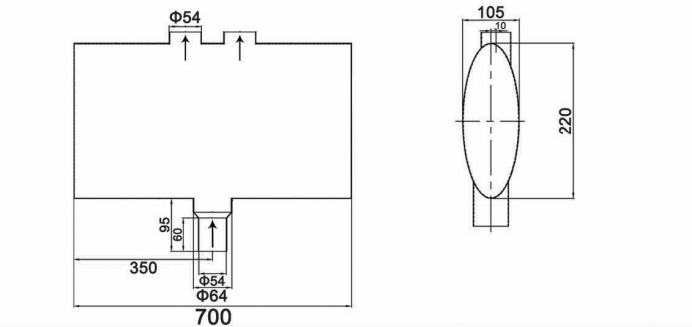
**TR1010R-45**



VW GOLF 5 **R32**  
VW GOLF 6 **R20**

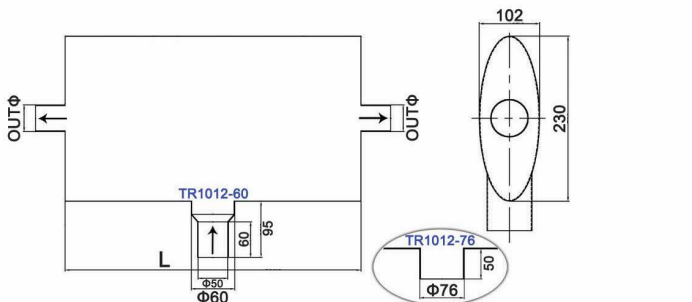
**TR1011-64**  
INΦ64-54 OUTΦ54  
**TR1011-76**  
INΦ76 OUTΦ54

Suitable for Golf 5/6  
Need to cut the bumper or  
replace it by OE R32/R20  
diffuser or bumper



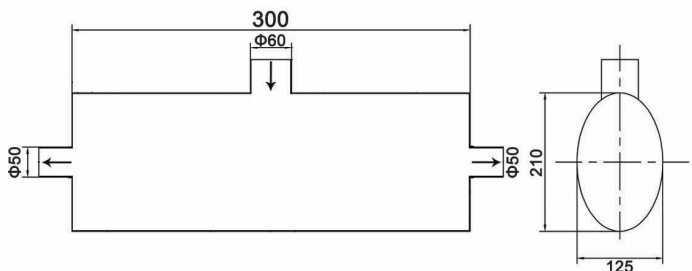
VW GOLF 5/6  
NEW SCIROCCO  
AUDI A3 8P  
SEAT LEON 1P

**TR1012-60**  
INΦ60-50 OUTΦ50  
L600  
**TR1012-76**  
INΦ76 OUTΦ64  
L500



FIAT BARCHETTA

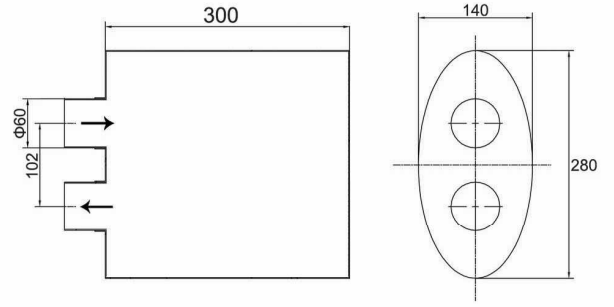
**TR1013-60**



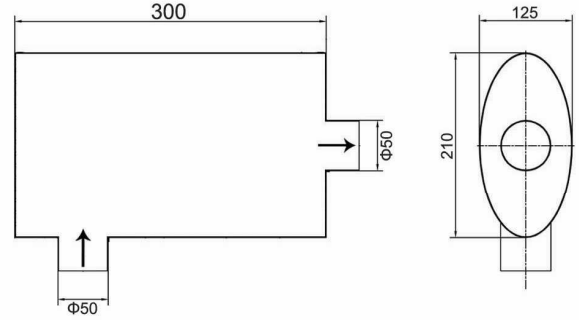
# SOLO UNIVERSAL MUFFLERS

CORVETTE

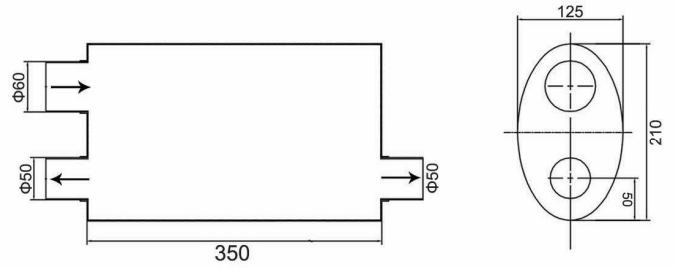
TR1014-60



TR1015-50

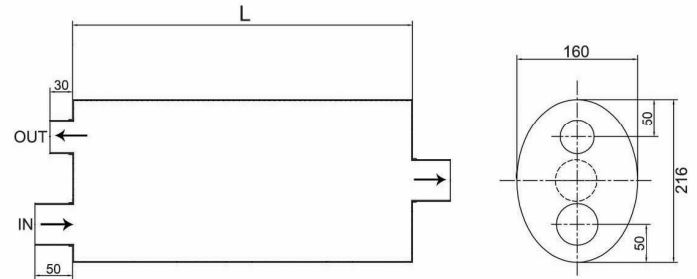


TR1017-60



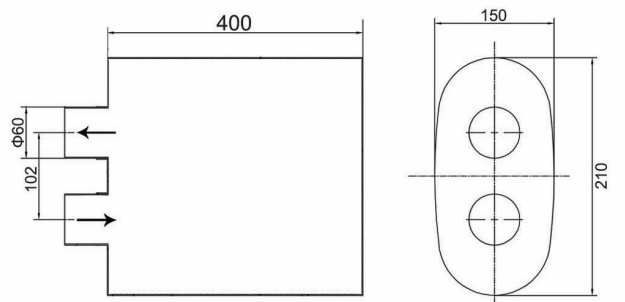
DUPLEX

TR1022-55  
L300 IN $\Phi$ 55 OUT $\Phi$ 45  
TR1020-60  
L400 IN $\Phi$ 60 OUT $\Phi$ 45



BMW E46

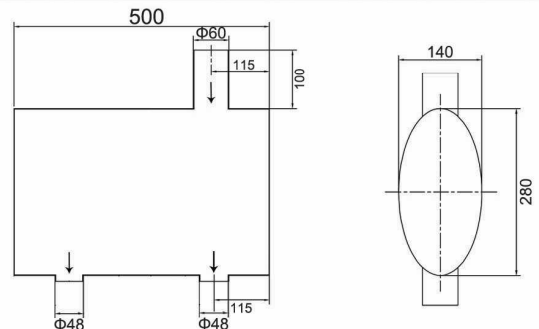
TR1023-60



To modify all the BMW E46 to 'M3 style'

BMW E90/91/92

TR1024-60

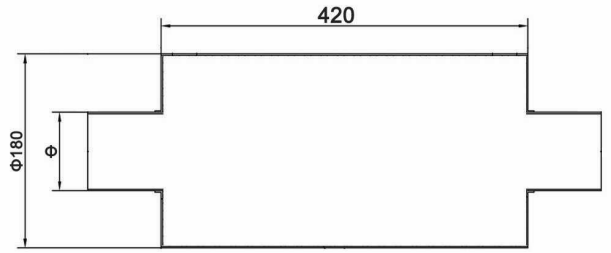


To modify the BMW E90/91/92 to 'Duplex style'



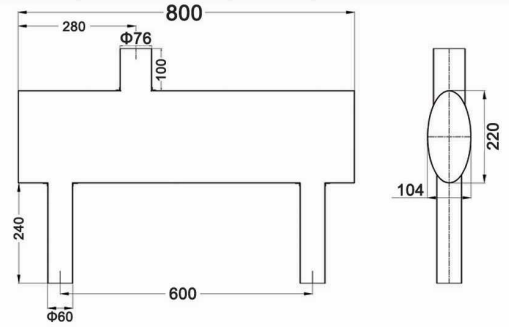
# SOLO UNIVERSAL MUFFLERS

TR1025-55(Φ55)  
 TR1025-60(Φ60)  
 TR1025-64(Φ64)  
 TR1025-70(Φ70)  
 TR1025-76(Φ76)

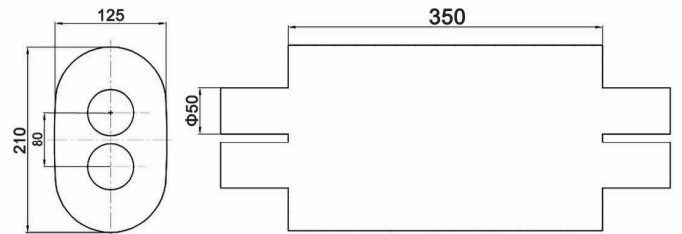


AUDI TT MK1 '00-'06

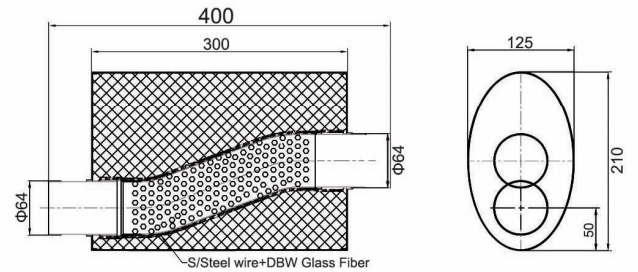
TR1026-76



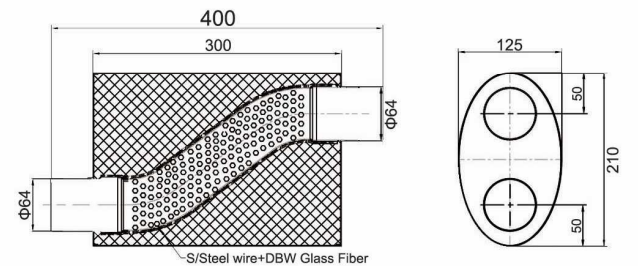
TR1027-50



TR1028-64



TR1029-64



OPEL Astra G '98-  
 OPEL Vectra B '95-

TR-OP55

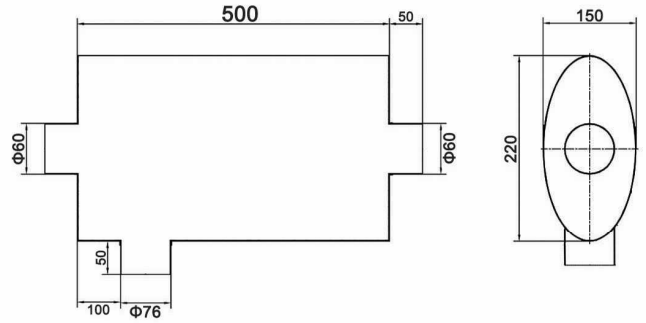


**HANDMADE**  
 100%

# SOLO UNIVERSAL MUFFLERS

Mitsubishi EVO 10  
BMW F20/F21/F23  
/F30/F31/F33 for  
Duplex look

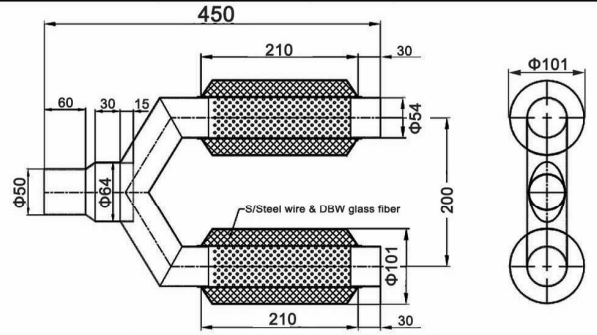
**TR-EVO10**



VW GOLF 5 **R32**  
VW GOLF 6 **R20**

**Y-R32-M**

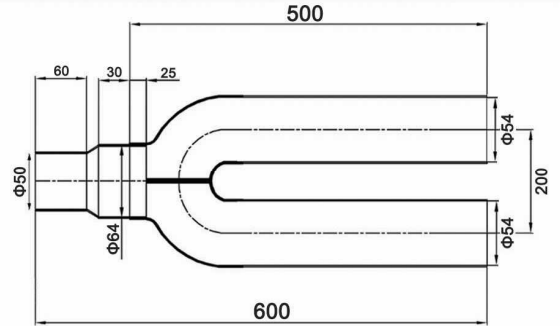
Suitable for Golf 5/6  
Need to cut the bumper or  
replace it by OE R32/R20  
diffuser or bumper



VW GOLF 5 **R32**  
VW GOLF 6 **R20**

**Y-R32**

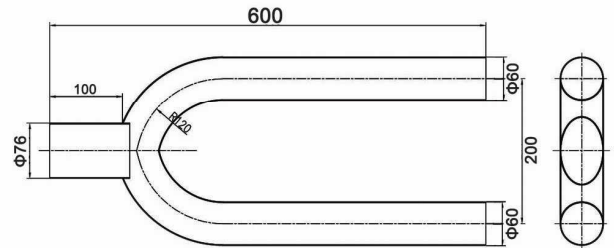
Suitable for Golf 5/6  
Need to cut the bumper or  
replace it by OE R32/R20  
diffuser or bumper



VW GOLF 5 **R32**  
VW GOLF 6 **R20**

**Y-R32-76**

Suitable for Golf 5/6  
Need to cut the bumper or  
replace it by OE R32/R20  
diffuser or bumper



# MOTORCYCLE MUFFLERS

ID=Inlet Diameter  
BD=Body Diameter  
BL=Body Length  
TD= Tailpipe Diameter



**170244** (Carbon)  
Inlet Diameter=50mm, BD=114mm  
Body Length=380mm, TD=89mm  
With DB Killer



**170244-01** (S/Steel)  
Inlet Diameter=50mm, BD=114mm  
Body Length=380mm, TD=89  
With DB Killer



**175408**  
Inlet Diameter=50mm  
Body Length=270mm  
S/Steel Brush Polished



**170261** (Carbon)  
Inlet Diameter=60mm, BD=115mm  
Body Length=250mm, TD=89  
With DB Killer  
'Rossi' style



**170262** (S/Steel)  
Inlet Diameter=60mm, BD=115mm  
Body Length=250mm, TD=89  
With DB Killer  
'Rossi' style



**170261-01** (Carbon)  
Inlet Diameter=60mm, BD=101  
Body Length=240mm, TD=64  
With DB Killer  
'Race F' style



**170262-01** (S/Steel)  
Inlet Diameter=60mm, BD=101  
Body Length=240mm, TD=64  
With DB Killer  
'Race F' style



**TRM1-28/38/45/50/54/60**  
Body length 300mm, BD=130X95  
Φ28/38/45/50/54/60mm



**TRM2-50/54/60**  
Body length 200mm, BD=130X95  
Φ50/54/60mm



**170307**  
Inlet Diameter=50mm, BD=120X98  
Body Length=400mm



**175798**  
Inlet Diameter=50mm, BD=100mm  
Body Length=300mm  
'Twister' perforated pipe





# MOTORCYCLE MUFFLERS

ID=Inlet Diameter  
BD=Body Diameter  
BL=Body Length



**170043**  
Inlet Diameter=45mm, BD=60mm  
S/Steel 304 / Chrome plated



**170030**  
Inlet Diameter=45mm, BD=76mm  
S/Steel 304 / Chrome plated



**170056-02** (Right side)  
**170056-02L** (Left side)  
ID=54, BD=122X97, BL=435  
(S/Steel+Titanium body)  
'Twister' perforated pipe



**170332** (Black Anodize)  
Moto S/Steel "Diamond" Muffler  
Inlet Diameter=35mm  
Body Length=290mm / With DB Killer



**170267**  
Direct fit S/Steel mufflers 'Carbon cover'  
Suzuki Hayabusa K9 GSX 1300R '09-  
With DB Killer



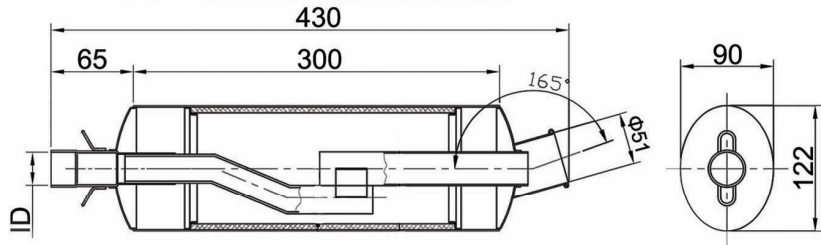
**170267-01**  
Direct fit S/Steel mufflers  
Suzuki Hayabusa K9 GSX 1300R '09-  
With DB Killer

# MOTORCYCLE MUFFLERS

ID=Inlet Diameter  
BD=Body Diameter  
BL=Body Length



**TRM3-38** ID=38mm  
**TRM3-45** ID=45mm  
**TRM3-50** ID=50mm  
Body length 300mm BD=122X90  
S/Steel T304 / Low Sound construction



**TR004A-BK**  
S/Steel / ALUMINUM  
Inlet Diameter=25mm, BD=60mm  
Body Length= 370mm



**TR015A-S**  
S/Steel / ALUMINUM  
Inlet Diameter=25mm, BD=100mm  
Body Length= 340mm



**TR037A-S**  
S/Steel / ALUMINUM  
Inlet Diameter=25mm, BD=60mm  
Body Length= 300mm



**TR041A-BK** (Black Paint)  
S/Steel / ALUMINUM / MATERIAL ABS  
**TR041A-CC** (Carbon Look)  
S/Steel / ALUMINUM / MATERIAL ABS  
Inlet Diameter=38mm, BD=100x90mm  
Body Length=300mm / DB Killer



**TR041C**  
CARBON / MATERIAL ABS  
Inlet Diameter=38mm, BD=100x90mm  
Body Length=300mm / DB Killer



**TR043A-GY**  
S/Steel / ANODIZED ALUMINUM  
Inlet Diameter=50mm, BD=105x95mm  
Body Length= 280mm



**TR043C**  
S/Steel / Carbon  
Inlet Diameter=50mm, BD=105x95mm  
Body Length= 280mm



**TR043SS**  
S/Steel  
Inlet Diameter=50mm, BD=105x95mm  
Body Length= 280mm



**TR043SS220**  
S/Steel  
Inlet Diameter=50mm, BD=105x95mm  
Body Length= 220mm

# MOTORCYCLE MUFFLERS

ID=Inlet Diameter  
BD=Body Diameter  
BL=Body Length



## TR048SS

S/Steel

Inlet Diameter=50mm, BD=125x95mm  
Body Length=350mm / DB Killer

## TR048SS-60

Inlet Diameter=60mm, BD=125x95mm  
Body Length=350mm / DB Killer



## TR051SS

S/Steel

Inlet Diameter=50mm, BD=100mm  
Body Length=300mm / DB Killer



## TR058C-51

S/Steel / Carbon

Inlet Diameter=50mm, BD=Hexagon  
Body Length=300mm / DB Killer



## TR058C-CNC

Aluminum / Carbon

Inlet Diameter=50mm, BD=Hexagon  
Body Length=300mm / DB Killer



## TR058CC

Carbon

Inlet Diameter=50mm, BD=Hexagon  
Body Length=300mm / DB Killer



## TR058SSCNC

S/Steel / Aluminum

Inlet Diameter=50mm, BD=Hexagon  
Body Length=300mm / DB Killer



## TR059A-S

S/Steel / Aluminum

Inlet Diameter=50mm, BD=100mm  
Body Length=300mm / DB Killer



## TR060C

Carbon / Aluminum

Inlet Diameter=60mm, BD=110mm  
Body Length=430mm / DB Killer



## TR061A-T

S/Steel / Aluminum

Inlet Diameter=50mm, BD=125x100mm  
Body Length=300mm / DB Killer



## TR061C300

Carbon / Aluminum

Inlet Diameter=50mm, BD=125x100mm  
Body Length=300mm / DB Killer



## TR061SS

Carbon / Aluminum

Inlet Diameter=50mm, BD=125x100mm  
Body Length=300mm / DB Killer



## TR063A-CC

S/Steel / ALUMINUM / MATERIAL ABS

Inlet Diameter=38mm, BD=100x90mm  
Body Length=300mm / DB Killer



# MOTORCYCLE MUFFLERS

ID=Inlet Diameter  
BD=Body Diameter  
BL=Body Length



## TR063SS

S/Steel / MATERIAL ABS  
Inlet Diameter=38mm, BD=100x90mm  
Body Length=300mm / DB Killer



## TR0644SS-04

S/Steel  
Inlet Diameter=50mm, BD=110mm  
Body Length=200mm



## TR064SS

S/Steel  
Inlet Diameter=50mm, BD=90mm  
Body Length=330mm / DB Killer



## TR064SS-02

S/Steel  
Inlet Diameter=50mm, BD=90mm  
Body Length=400mm / DB Killer



## TR064SS-04A

Carbon  
Inlet Diameter=50mm, BD=Hexagon  
Body Length=200mm / DB Killer



## TR064SS-04B

S/Steel Burned  
Inlet Diameter=50mm, BD=110mm  
Body Length=200mm



## TR064SS-05

S/Steel  
Inlet Diameter=50-35mm, BD=100mm  
Body Length=170mm



## TR064SS-06

S/Steel  
Inlet Diameter=50mm, BD=Hexagon  
Body Length=200mm / DB Killer



## TR065SS

S/Steel  
Inlet Diameter=50mm, BD=115x95mm  
Body Length=320mm / DB Killer



## TR066SS

S/Steel  
Inlet Diameter=50mm, BD=100mm  
Body Length=270mm / DB Killer



## TR068SS

S/Steel  
Inlet Diameter=50mm, BD=90mm  
Body Length=160mm



## TR069SS-T

S/Steel / Aluminum  
Inlet Diameter=50mm, BD=Hexagon  
Body Length=300mm / DB Killer

# MOTORCYCLE MUFFLERS

ID=Inlet Diameter  
BD=Body Diameter  
BL=Body Length



**TR074SS-01**  
S/Steel  
Inlet Diameter=50mm, BD=105x80mm  
Body Length=240mm / DB Killer



**TR075A-S**  
Aluminum  
Inlet Diameter=50mm, BD=125x95mm  
Body Length=380mm / DB Killer  
'Underseat' Style



**TR075C/F**  
Carbon / Aluminum  
Inlet Diameter=50mm, BD=125x95mm  
Body Length=200mm / DB Killer  
'Underseat' Style



**TR076C**  
'Diamond' Carbon / Aluminum  
Inlet Diameter=50mm, BD=125x95mm  
Body Length=290mm / DB Killer



**TR078SS**  
S/Steel  
Inlet Diameter=50mm, BD=2x64mm  
Body Length=300mm / DB Killer



**TR080SS**  
S/Steel / Carbon  
Inlet Diameter=50mm, BD=Hexagon  
Body Length=220mm / DB Killer



**TR080SS-02**  
S/Steel / Aluminum  
Inlet Diameter=50mm, BD=Hexagon  
Body Length=220mm / DB Killer



**TR080SS-03**  
Carbon  
Inlet Diameter=50mm, BD=Hexagon  
Body Length=220mm / DB Killer



**TRW219S**  
S/Steel / Aluminum  
For Honda Dio 50



**TR007AA**  
Aluminum  
Inlet Diameter=50mm, BD=2x60mm  
Body Length=280mm / Double Layer



**TR008AA**  
Aluminum  
Inlet Diameter=50mm, BD=2x60mm  
Body Length=350mm / Double Layer



**TR008AA**  
Aluminum  
Inlet Diameter=50mm, BD=2x60mm  
Body Length=420mm / Double Layer

# MOTORCYCLE MUFFLERS

ID=Inlet Diameter  
BD=Body Diameter  
BL=Body Length



**TR010AA**  
Aluminum  
Inlet Diameter=50mm, BD=2x60mm  
Body Length=500mm / Double Layer



**TR011AA**  
Aluminum  
Inlet Diameter=50mm, BD=2x60mm  
Body Length=370mm / Single Layer



**TR011SS**  
S/Steel  
Inlet Diameter=50mm, BD=80mm  
Body Length=350mm



**TR012AA**  
Aluminum  
Inlet Diameter=50mm, BD=3x60mm  
Body Length=370mm / Single Layer



**TR016SS**  
S/Steel  
Inlet Diameter=50mm, BD=76mm  
Body Length=350mm / DB Killer



**TR016SS-R**  
S/Steel  
Inlet Diameter=50mm, BD=76mm  
Body Length=350mm / DB Killer



**TR025SS**  
S/Steel/"Carbon Fiber" Look  
Inlet Diameter=50mm, BD=110x90mm  
Body Length=320mm



**TR031SS**  
Mild Steel / Chrome Plated  
Inlet Diameter=36-45mm, BD=101mm  
Body Length=440mm



**TR031SS-B**  
Mild Steel / Black painted  
Inlet Diameter=36-45mm, BD=101mm  
Body Length=440mm



# MOTORCYCLE MUFFLERS

ID=Inlet Diameter  
BD=Body Diameter  
BL=Body Length



## TR033SS

Chrome Plated  
Inlet Diameter=36-45mm, BD=64mm  
Body Length=560mm



# MOTORCYCLE MUFFLERS

ID=Inlet Diameter  
BD=Body Diameter  
BL=Body Length



**250003M**  
Chromed Steel  
Chally / C50 / C50Z / C90 /  
GLX50 / ASTREA 100 /  
SUPRA 100 / DY50 / C70  
**Low Sound**



**250007M**  
Chromed Steel  
Chally / C50 / C50Z / C90 /  
GLX50 / ASTREA 100 /  
SUPRA 100 / DY50 / C70  
**Sport Sound**



**250008M**  
Chromed Steel  
Chally / C50 / C50Z / C90 /  
GLX50 / ASTREA 100 /  
SUPRA 100 / DY50 / C70  
**Sport Sound / Full Racing**



**R25008M**  
Chromed Steel  
Chally / C50 / C50Z / C90 /  
GLX50 / ASTREA 100 /  
SUPRA 100 / DY50 / C70  
**Sport Sound / Full Racing / With DB Killer**



**250001M**  
Chromed Steel  
DB Killer  
Fits 250008M



**250450L** (Left)  
**250450R** (Right)  
HONDA CB 400N Cone Style  
ID=42 BD=110 BL=620  
Chromed Steel / **Low Sound**



**300401L** (Left)  
**300401R** (Right)  
SUZUKI GSX 250-400E Cone Style  
ID=35 BD=110 BL=620  
Chromed Steel / **Low Sound**

## MOTORCYCLE S/STEEL HEADERS



**146167** For Yamaha  
XT600 '87-'03  
XT600K '87-'03  
XT600E '87-'03  
XT600XTE 3TB '87-'03  
Fit on original muffler

The exhaust header has a ridge less bend, providing a larger diameter opening, which translates to additional power and a better airflow



**146166**  
Honda XR600 ALL models from '89-'96  
Fit on original muffler

The exhaust header has a ridge less bend, providing a larger diameter opening, which translates to additional power and a better airflow



**200100M** Honda  
Chally / C50 / C50Z / C90 /  
GLX50 / ASTREA 100 /  
SUPRA 100 / DY50 / C70  
Chromed Steel

## MOTORCYCLE SPARE PARTS



**TR1002**  
S/Steel spring L=75mm



**SPR65**  
S/Steel spring L=65mm



**TR-H009**  
S/Steel spring with hanger



**TR-02**  
S/Steel spring hanger



**TR-SR**  
High temperature silicone  
rubber for Moto clamps  
Length=345mm x 32mm



**TR1001**  
S/Steel clamp  
130x85



**TR1001-OC**  
S/Steel clamp 133x98 Offcenter



**45K1-64**  
DB Killer ODΦ60 L155 Φ45  
fit the 170261-01 & 170262-01



**TD-54**  
DB Killer ODΦ52 L150 Φ30  
fits the TRM1-54 & TRM2-54



**TR-H006 (Round)**  
S/Steel clamp Φ100



**TR-H007 (Rhombus)**  
S/Steel clamp 130x110



**TR-H003R (Rainbow)**  
**TR-H003S (Silver)**  
S/Steel Heat Protector Cover 145x70



**255092**  
Motorcycle Exhaust Heat  
Protector Cover Carbon Fiber





# SPARE PARTS



**254018**  
Thickness: 2.0mm  
Material: Galvanized



**254141**  
Thickness: 1.5mm  
Material: S/Steel SUS304




**250338**  
Vw type S/Steel hanger  
Thickness: 3.0mm  
Material: S/Steel SUS304




**225067**  
S/Steel cone  
Reducing the exhaust sound  
Length=63 Inlet=60 Outlet=32



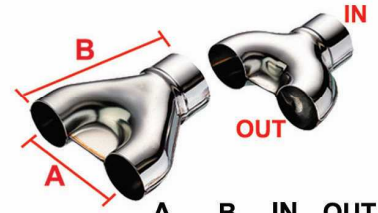
**YC-64** IN64 OUT50 L140  
**YC-70** IN70 OUT54 L140  
**YC-76** IN76 OUT60 L140  
S/Steel V-pipe



**Y1** (L80) INΦ58 OUTΦ52  
**Y2** (L102) INΦ58 OUTΦ58  
S/Steel Y-pipe




**Y3** (L137) INΦ64 OUTΦ54 H110  
**Y4** (L150) INΦ64 OUTΦ54 H120  
S/Steel Y-pipe



	A	B	IN	OUT
<b>08T-066S</b>	66	108	60	50
<b>08T-087S</b>	87	108	60	54
<b>08T-095S</b>	95	108	60	54



**Y-PIPE-6051**  
L260 INΦ64 OUTΦ54  
S/Steel Y-pipe



**V-5080**  
S/Steel V-pipe



**V-60130**  
S/Steel V-pipe



**Y-5045**  
Y-pipe L150 INΦ50 OUTΦ45



**Y-5850**  
Y-pipe L150 INΦ58 OUTΦ50  
Suitable for custom made  
tailpipes 2x76mm



**Y-6048**  
Y-pipe L150 INΦ60 OUTΦ48



**Y-6050**  
Y-pipe L150 INΦ60 OUTΦ50  
Suitable for custom made  
tailpipes 2x89mm



**Y-7664**  
Y-pipe L170 INΦ76 OUTΦ64



**270104**  
S/Steel V pipe

# SPARE PARTS



## OFY-6080


Y-pipe L150 INΦ60 OUTΦ60  
Suitable for custom made  
tailpipes 2x76mm



## OFY-6095

Y-pipe L150 INΦ60 OUTΦ60  
Suitable for custom made  
tailpipes 2x89mm

# X-PIPES



## 08B-310

L310mm ODΦ60mm

## 08B-311

L310mm ODΦ64mm

## 08B-312

L310mm ODΦ76mm

S/Steel X-pipe

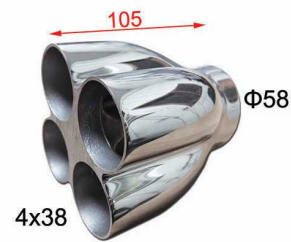


## X-PIPE-55

L300mm IDΦ55mm

S/Steel X-pipe

# 3-1 & 4-1 PIPE CONNECTORS




## 270098T

4-1 Casting S/Steel connector  
Fits on 4 pipes Φ38



## 270195-01

4-1 S/Steel connector  
Fits on 4 pipes Φ38



## WRX-38

4-1 S/Steel connector  
Fits on 4 pipes Φ38 each



## WRX-42

4-1 S/Steel connector  
Fits on 4 pipes Φ42 each



## 270131 3x38 IN50(OD)

## 270149 3x38 IN60(OD)

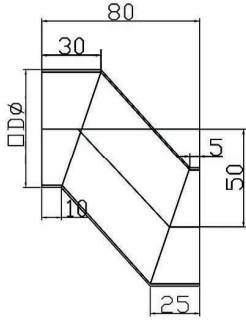
3-1 S/Steel Casting connector  
Fits on 3 pipes Φ38 each



## 254083

S/Steel Casting Taper for  
4-1 pipe connectors

## SPARE PARTS



### **OFPI-50**

S-pipe L80 ODΦ50

### **OFPI-60**

S-pipe L80 ODΦ60

### **OFPI-76**

S-pipe L85 ODΦ76





**ELECTRIC EXHAUST CUTOUTS**



**LF150** (60mm)  
with 3 baffles attached 90%/100%/holes  
**LF151** (76mm)  
with 2 baffles attached 90%/100%



Close



Open



V-Pipe code 270104



**BF-60** (60mm)  
**BF-76** (76mm)  
S/Steel Baffle 5mm 100%  
closing / Fit LF150/LF151



**520046**  
Remote control kit for  
Cutouts LF150/LF151



**521012**  
Replacement motor  
for LF150/LF151

V PIPE For sound control



**270104**  
S/Steel V pipe



**VSC-50** (Φ50)  
**VSC-57** (Φ57)  
**VSC-64** (Φ64)  
**VSC-70** (Φ70)  
**VSC-76** (Φ76)  
**VSC-89** (Φ89)  
Exhaust Bypass Cutout  
with remote control kit



**CUT-50** (Φ50)  
**CUT-57** (Φ57)  
**CUT-64** (Φ64)  
**CUT-76** (Φ76)  
Exhaust Bypass Cutout  
with remote control kit



**SCS-50** (Φ50)  
**SCS-57** (Φ57)  
**SCS-64** (Φ64)  
**SCS-76** (Φ76)  
Exhaust Bypass Cutout  
with remote control kit



**SM-50** (50mm)  
**SM-57** (57mm)  
**SM-64** (64mm)  
**SM-70** (70mm)  
**SM-76** (76mm)  
**SM-89** (89mm)  
Replacement motor for Cutout VSC-



**R5**  
Remote control kit for  
Cutout VSC-



**R6**  
Remote control kit for  
Cutouts CUT- & SCS-

**ELECTRIC VALVES**



**EV-50** (Φ50)    **EV-70** (Φ70)  
**EV-57** (Φ57)    **EV-76** (Φ76)  
**EV-64** (Φ64)  
 Exhaust Electric Valve Closed




**R4**  
 Remote control set for Electric Valves EV-



**EVCL-50** (Φ50) (1xEV-50+1xR4)  
**EVCL-57** (Φ57) (1xEV-57+1xR4)  
**EVCL-64** (Φ64) (1xEV-64+1xR4)  
**EVCL-70** (Φ70) (1xEV-70+1xR4)  
**EVCL-76** (Φ76) (1xEV-76+1xR4)  
 Exhaust Electric Valve Closed  
 With Remote Control Kit



**SEVCL-50** (Φ50) (2xEV-50+1xR4)  
**SEVCL-57** (Φ57) (2xEV-57+1xR4)  
**SEVCL-64** (Φ64) (2xEV-64+1xR4)  
**SEVCL-70** (Φ70) (2xEV-70+1xR4)  
**SEVCL-76** (Φ76) (2xEV-76+1xR4)  
 Exhaust Electric Valves (2pcs) Closed  
 With Remote Control Kit





**VACUUM VALVES**



**SVC-50** (Φ50)    **SVC-76** (Φ76)  
**SVC-60** (Φ60)    **SVC-89** (Φ89)  
**SVC-64** (Φ64)    **SVC-102** (Φ102)  
**SVC-70** (Φ70)

Exhaust Vacuum Valve Closed  
 In normal position the valve it's closed and it's opening when vacuum is applied



**SVO-50** (Φ50)    **SVO-76** (Φ76)  
**SVO-60** (Φ60)    **SVO-89** (Φ89)  
**SVO-64** (Φ64)    **SVO-102** (Φ102)  
**SVO-70** (Φ70)

Exhaust Vacuum Valve Open  
 in normal position the valve is open and it's closing when vacuum is applied



**R3**  
 Remote control set for Vacuum Valves SVC-/SVO- 1 controller to 1 valve



**R164905** (Φ64)  
**R176905** (Φ76)  
 In normal position the valve it's closed and it's opening when vacuum is applied  
 Max operating Temperature=350dgrs C  
 Operates at 0.5bar / **Premium Quality**



**R164906** (Φ64)  
**R176906** (Φ76)  
 in normal position the valve is open and it's closing when vacuum is applied  
 Max operating Temperature=350dgrs C  
 Operates at 0.5bar / **Premium Quality**



**R176901** (Φ76) Remains Open 20%  
 In normal position the valve it's closed and it's opening when vacuum is applied  
 Max operating Temperature=350dgrs C  
 Operates at 0.5bar / **Premium Quality**



**R1**  
 Remote control set for Vacuum Valves  
 1 controller to 1 valve / **Premium Quality**



**R2**  
 Remote control set for Vacuum Valves  
 1 controller to 2 valves / **Premium Quality**

1. By using the vacuuming method, it makes the valve rotate stronger, faster and quieter!
2. Enjoy both sound volumes by either quietly cruising in the city, or enjoy the roaring sound when driving on the open roads or in the suburbs.
3. Features of compact, lightweight, and adjustable combinations all come together to maximize the product performance and adaptability for various vehicles.





# SPARE PARTS



**TD89** (89mm)  
**TD101** (101mm)  
**TD115** (115mm)  
 S/Steel DB Killer



**TD89-50** (89mm)  
**TD101-50** (101mm)  
**TD115-50** (115mm)  
 S/Steel DB Killer

## WRAPS



**WHT1000-3** (30mm)  
 Thickness=1.5mm / Length=15M  
**WHT1000-5** (50mm)  
 Thickness=1.5mm / Length=15M  
 Heat resistance: 550°C  
 Includes 4 Stainless Steel Tie Straps



**TITANIUM**  
**TW-25** (25mm)  
**TW-50** (50mm)  
 Thickness=1.5mm / Length=15M  
 Heat resistance: 1200°C  
 Includes 4 Stainless Steel Tie Straps



**ALW-50** (50mm)  
 Thickness=1.5mm / Length=9M  
 Heat resistance: 550°C  
 Includes 4 Stainless Steel Tie Straps

### CHART FOR ESTIMATING HOW MUCH WRAP YOU NEED

Pipe Diam.	30mm Wrap	50mm Wrap
35mm	592cm per meter of pipe	253cm per meter of pipe
38mm	642cm per meter of pipe	280cm per meter of pipe
42mm	693cm per meter of pipe	296cm per meter of pipe
45mm	742cm per meter of pipe	323cm per meter of pipe
48mm	802cm per meter of pipe	346cm per meter of pipe
50mm	855cm per meter of pipe	373cm per meter of pipe
54mm	912cm per meter of pipe	389cm per meter of pipe
57mm	955cm per meter of pipe	416cm per meter of pipe
63.5mm	1055cm per meter of pipe	439cm per meter of pipe
76mm	1148cm per meter of pipe	506cm per meter of pipe



**HHSS2124** (S/Steel Heat Shield)  
 Dimensions: 50x60cm  
 Heat resistance: 1000°C  
 Includes 8 Stainless Steel Tie Straps



# SPARE PARTS



**265037**  
Continuous Glass Fiber  
in PE Bag - 500gr/Bag

**Description:**

500gr of Continuous Glass Fiber into PE (polyethylene) bags. The operation is pretty simple. First insert the bag into muffler chamber. After start up of engine, the hot gases will melt the polyethylene bag and the glass fiber will fill out completely the whole chamber.




**GFB**  
Continuous Glass Fiber in Carton Box 13kg

## TECHNICAL DATA

Basic material:	Glass Fiber
Temperature limit:	650°C
Softening point:	840-915°C
Color:	White
Combustion:	Incombustible
Smell:	Odorless



**DBW20**  
High quality Glass fiber 'blanket' style  
Size: 20Mx1.05Mx1cm  
Application temperature: 650° C



**TR1000**  
S/Steel wire/kg  
Application temperature: 700° C



**SSW60**  
S/Steel wire 60micron Width=70mm  
**SSW120**  
S/Steel wire 120micron Width=100mm  
Continuous S/Steel Wire AISI 434  
Application temperature: 800° C





# SPARE PARTS

## S/STEEL BAFFLES

Thickness: 1.50mm  
Material: S/Steel 304



BA90



BA110



BA125



BA135



BA150



BA180



BA100180



BA110220



BA140220



BA200280





## S/STEEL MANDREL BENDS



Available diameters: 50/54/60/64/70/76  
 Available degrees: 30/45/75/90/180  
 Total length: 400mm  
 Thickness: 1.50mm

**SB5030**  $\Phi$ 50mm X 30dgrs  
**SB5045**  $\Phi$ 50mm X 45dgrs  
**SB5075**  $\Phi$ 50mm X 75dgrs  
**SB5090**  $\Phi$ 50mm X 90dgrs  
**SB50180**  $\Phi$ 50mm X 180dgrs

**SB5430**  $\Phi$ 54mm X 30dgrs  
**SB5445**  $\Phi$ 54mm X 45dgrs  
**SB5475**  $\Phi$ 54mm X 75dgrs  
**SB5490**  $\Phi$ 54mm X 90dgrs  
**SB54180**  $\Phi$ 54mm X 180dgrs

**SB6030**  $\Phi$ 60mm X 30dgrs  
**SB6045**  $\Phi$ 60mm X 45dgrs  
**SB6075**  $\Phi$ 60mm X 75dgrs  
**SB6090**  $\Phi$ 60mm X 90dgrs  
**SB60180**  $\Phi$ 60mm X 180dgrs

**SB6430**  $\Phi$ 63.5mm X 30dgrs  
**SB6445**  $\Phi$ 63.5mm X 45dgrs  
**SB6475**  $\Phi$ 63.5mm X 75dgrs  
**SB6490**  $\Phi$ 63.5mm X 90dgrs  
**SB64180**  $\Phi$ 63.5mm X 180dgrs

**SB7030**  $\Phi$ 70mm X 30dgrs  
**SB7045**  $\Phi$ 70mm X 45dgrs  
**SB7075**  $\Phi$ 70mm X 75dgrs  
**SB7090**  $\Phi$ 70mm X 90dgrs  
**SB70180**  $\Phi$ 70mm X 180dgrs

**SB7630**  $\Phi$ 76mm X 30dgrs  
**SB7645**  $\Phi$ 76mm X 45dgrs  
**SB7675**  $\Phi$ 76mm X 75dgrs  
**SB7690**  $\Phi$ 76mm X 90dgrs  
**SB76180**  $\Phi$ 76mm X 180dg

**SB8930**  $\Phi$ 89mm X 30dgrs  
**SB8945**  $\Phi$ 89mm X 45dgrs  
**SB8975**  $\Phi$ 89mm X 75dgrs  
**SB8990**  $\Phi$ 89mm X 90dgrs  
**SB89180**  $\Phi$ 89mm X 180dgrs

**SB10130**  $\Phi$ 101mm X 30dgrs  
**SB10145**  $\Phi$ 101mm X 45dgrs  
**SB10175**  $\Phi$ 101mm X 75dgrs  
**SB10190**  $\Phi$ 101mm X 90dgrs  
**SB101180**  $\Phi$ 101mm X 180dgrs

## ALUMINIZED CNC BENDS



Available diameters: 76/89/101/114/127  
 Available degrees: 30/45/75/90  
 Total length: 750mm  
 Thickness: 1.5-2.0mm

**B7630**  $\Phi$ 76mm X 30dgrs  
**B7645**  $\Phi$ 76mm X 45dgrs  
**B7675**  $\Phi$ 76mm X 75dgrs  
**B7690**  $\Phi$ 76mm X 90dgrs

**B8930**  $\Phi$ 89mm X 30dgrs  
**B8945**  $\Phi$ 89mm X 45dgrs  
**B8975**  $\Phi$ 89mm X 75dgrs  
**B8990**  $\Phi$ 89mm X 90dgrs

**B10130**  $\Phi$ 101mm X 30dgrs  
**B10145**  $\Phi$ 101mm X 45dgrs  
**B10175**  $\Phi$ 101mm X 75dgrs  
**B10190**  $\Phi$ 101mm X 90dgrs

**B11045**  $\Phi$ 110mm X 45dgrs  
**B11090**  $\Phi$ 110mm X 90dgrs

**B11430**  $\Phi$ 114mm X 30dgrs  
**B11445**  $\Phi$ 114mm X 45dgrs  
**B11475**  $\Phi$ 114mm X 75dgrs  
**B11490**  $\Phi$ 114mm X 90dgrs

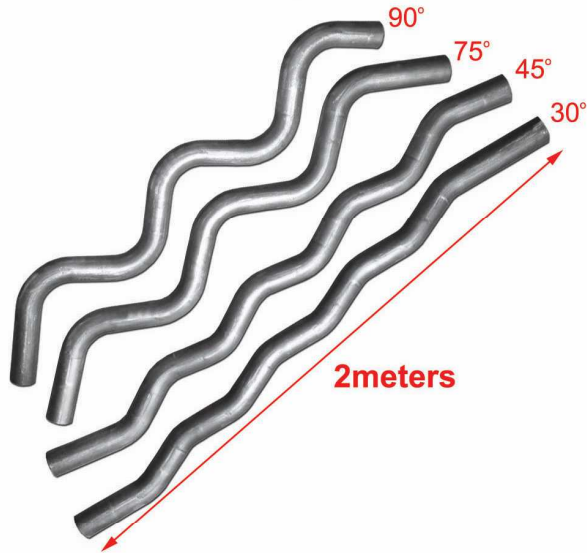
**B12045**  $\Phi$ 120mm X 45dgrs  
**B12090**  $\Phi$ 120mm X 90dgrs

**B12730**  $\Phi$ 127mm X 30dgrs  
**B12745**  $\Phi$ 127mm X 45dgrs  
**B12775**  $\Phi$ 127mm X 75dgrs  
**B12790**  $\Phi$ 127mm X 90dgrs

**B14045**  $\Phi$ 140mm X 45dgrs  
**B14090**  $\Phi$ 140mm X 90dgrs



## ALUMINIZED CNC BENDS



**SNB9030**  $\Phi$ 90mm X 30dgrs  
**SNB9045**  $\Phi$ 90mm X 45dgrs  
**SNB9075**  $\Phi$ 90mm X 75dgrs  
**SNB9090**  $\Phi$ 90mm X 90dgrs

**SNB10030**  $\Phi$ 100mm X 30dgrs  
**SNB10045**  $\Phi$ 100mm X 45dgrs  
**SNB10075**  $\Phi$ 100mm X 75dgrs  
**SNB10090**  $\Phi$ 100mm X 90dgrs

**SNB11030**  $\Phi$ 110mm X 30dgrs  
**SNB11045**  $\Phi$ 110mm X 45dgrs  
**SNB11075**  $\Phi$ 110mm X 75dgrs  
**SNB11090**  $\Phi$ 110mm X 90dgrs

**SNB12030**  $\Phi$ 120mm X 30dgrs  
**SNB12045**  $\Phi$ 120mm X 45dgrs  
**SNB12075**  $\Phi$ 120mm X 75dgrs  
**SNB12090**  $\Phi$ 120mm X 90dgrs

**SNB13030**  $\Phi$ 130mm X 30dgrs  
**SNB13045**  $\Phi$ 130mm X 45dgrs  
**SNB13075**  $\Phi$ 130mm X 75dgrs  
**SNB13090**  $\Phi$ 130mm X 90dgrs

## S/Steel Short Bends



**Material: S/Steel SUS304**

**SHB38150** OD38x1.50mm R76  
**SHB45150** OD45x1.50mm R90  
**SHB48150** OD48x1.50mm R90  
**SHB50150** OD50x1.50mm R100  
**SHB54150** OD54x1.50mm R108  
**SHB60150** OD60x1.50mm R120  
**SHB64150** OD64x1.50mm R127  
**SHB70150** OD70x1.50mm R140  
**SHB76150** OD76x1.50mm R132  
**SHB89150** OD89x1.50mm R103  
**SHB101150** OD101x1.50mm R122  
**SHB114150** OD114x1.50mm R145  
**SHB127150** OD127x1.50mm R153  
**SHB152150** OD152x1.50mm R198  
**SHB38200** OD38x2.0mm R76  
**SHB42180** OD42x1.80mm R90

**SHB45200** OD45x2.0mm R90  
**SHS48200** OD48x2.0mm R90  
**SHB50200** OD50x2.0mm R100  
**SHB54200** OD54x2.0mm R108  
**SHB60200** OD60x2.0mm R120  
**SHB64200** OD64x2.0mm R127  
**SHB70200** OD70x2.0mm R140  
**SHB76200** OD76x2.0mm R132  
**SHB38300** OD38x3.0mm R76  
**SHB42300** OD42x3.0mm R90  
**SHB45300** OD45x3.0mm R90  
**SHS48300** OD48x3.0mm R90  
**SHB50300** OD50x3.0mm R100

## Casting Bends



**Material: Mild Steel**  
**Thickness: 2.5-4mm**

**CB22**  $\Phi$ 22mm  
**CB28**  $\Phi$ 28mm  
**CB33**  $\Phi$ 33mm  
**CB42**  $\Phi$ 42mm  
**CB50**  $\Phi$ 50mm  
**CB60**  $\Phi$ 60mm  
**CB76**  $\Phi$ 76mm  
**CB90**  $\Phi$ 90mm  
**CB100**  $\Phi$ 100mm  
**CB115**  $\Phi$ 115mm  
**CB140**  $\Phi$ 140mm  
**CB170**  $\Phi$ 170mm  
**CB220**  $\Phi$ 220mm



**PIPE CONNECTORS**



- |                          |                           |
|--------------------------|---------------------------|
| <b>R.401</b> ID56 L125mm | <b>R.445</b> ID50.5 L90mm |
| <b>R.404</b> ID40 L125mm | <b>R.494</b> ID60 L125mm  |
| <b>R.406</b> ID65 L90mm  | <b>R.497</b> ID76 L125mm  |
| <b>R.411</b> ID45 L125mm | <b>R.499</b> ID70 L80mm   |
| <b>R.432</b> ID48 L95mm  | Galvanized material       |
| <b>R.439</b> ID42 L90mm  | ID=Inside Diameter        |

**U-Clamps**



- |                     |                     |                       |
|---------------------|---------------------|-----------------------|
| <b>UC-32</b> (32mm) | <b>UC-60</b> (60mm) | <b>UC-95</b> (95mm)   |
| <b>UC-35</b> (35mm) | <b>UC-64</b> (64mm) | <b>UC-100</b> (100mm) |
| <b>UC-38</b> (38mm) | <b>UC-67</b> (67mm) | <b>UC-110</b> (110mm) |
| <b>UC-42</b> (42mm) | <b>UC-70</b> (70mm) | <b>UC-115</b> (115mm) |
| <b>UC-45</b> (45mm) | <b>UC-73</b> (73mm) | <b>UC-120</b> (120mm) |
| <b>UC-48</b> (48mm) | <b>UC-76</b> (76mm) | <b>UC-130</b> (130mm) |
| <b>UC-50</b> (50mm) | <b>UC-83</b> (83mm) | <b>UC-155</b> (155mm) |
| <b>UC-54</b> (54mm) | <b>UC-89</b> (89mm) | <b>UC-165</b> (165mm) |
| <b>UC-57</b> (57mm) |                     | Thickness=8mm         |
|                     |                     | Galvanized material   |

**Mounting componets**

**...more than 250 different codes in stock...please contact us for details.**



**HR-002B**  
Lenght=73mm Width=48mm  
Thickness=24mm Distance=40mm  
Φ=10mm / 3pcs/Kit



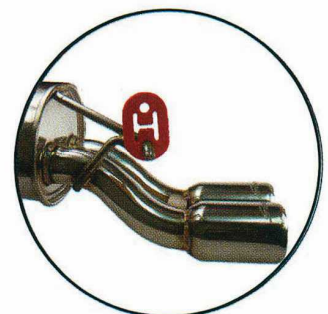
**HR-002R**  
Lenght=73mm Width=48mm  
Thickness=24mm Distance=40mm  
Φ=10mm / 3pcs/Kit



**HR-008B**  
Lenght=110mm Width=45mm  
Thickness=24mm Distance=40/57/75mm  
Φ=12mm / 1pc/Kit

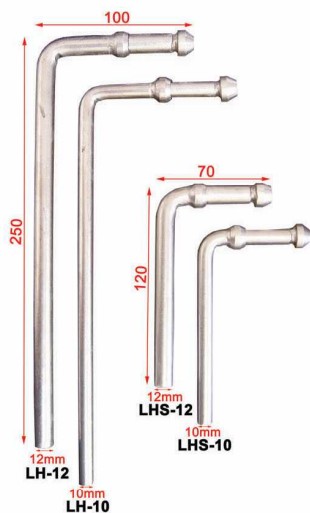


**HR-008R**  
Lenght=110mm Width=45mm  
Thickness=24mm Distance=40/57/75mm  
Φ=12mm / 1pc/Kit






## SPARE PARTS



**S/Steel L Hangers**



**S/Steel Straight Hangers**

- SH300-10** L300  $\Phi$ 10mm
- SH300-12** L300  $\Phi$ 12mm
- SH500-12** L500  $\Phi$ 12mm



**S/Steel Hose Clips**

- 008012** 08-12mm
- 010016** 10-16mm
- 012020** 12-20mm
- 016025** 16-25mm
- 016027** 16-27mm
- 020032** 20-32mm
- 025035** 25-35mm
- 025040** 25-40mm
- 030045** 30-45mm
- 032050** 32-50mm
- 040060** 40-60mm
- 050070** 50-70mm
- 060080** 60-80mm
- 070090** 70-90mm
- 080100** 80-100mm
- 090110** 90-110mm
- 100120** 100-120mm
- 110130** 110-130mm
- 110140** 110-140mm
- 120140** 120-140mm
- 150170** 150-170mm


## S/STEEL STRAIGHT TUBES SUS304 POLISHED



1 Meter

- |                                |                                |                                  |                                  |
|--------------------------------|--------------------------------|----------------------------------|----------------------------------|
| <b>S8150</b> $\Phi$ 8x1.50mm   | <b>S28150</b> $\Phi$ 28x1.50mm | <b>S45200</b> $\Phi$ 45x2.0mm    | <b>S80200</b> $\Phi$ 80x2.0mm    |
| <b>S10150</b> $\Phi$ 10x1.50mm | <b>S28200</b> $\Phi$ 28x2.0mm  | <b>S48150</b> $\Phi$ 48x1.50mm   | <b>S89150</b> $\Phi$ 89x1.50mm   |
| <b>S12150</b> $\Phi$ 12x1.50mm | <b>S30150</b> $\Phi$ 30x1.50mm | <b>S48200</b> $\Phi$ 48x2.0mm    | <b>S89200</b> $\Phi$ 89x2.0mm    |
| <b>S14150</b> $\Phi$ 14x1.50mm | <b>S30200</b> $\Phi$ 30x2.0mm  | <b>S50150</b> $\Phi$ 50x1.50mm   | <b>S100150</b> $\Phi$ 100x1.50mm |
| <b>S15150</b> $\Phi$ 15x1.50mm | <b>S32150</b> $\Phi$ 32x1.50mm | <b>S50200</b> $\Phi$ 50x2.0mm    | <b>S100200</b> $\Phi$ 100x2.0mm  |
| <b>S16150</b> $\Phi$ 16x1.50mm | <b>S32200</b> $\Phi$ 32x2.0mm  | <b>S57150</b> $\Phi$ 57x1.50mm   | <b>S114150</b> $\Phi$ 114x1.50mm |
| <b>S18150</b> $\Phi$ 18x1.50mm | <b>S35150</b> $\Phi$ 35x1.50mm | <b>S57200</b> $\Phi$ 57x2.0mm    | <b>S114200</b> $\Phi$ 114x2.0mm  |
| <b>S19150</b> $\Phi$ 19x1.50mm | <b>S35200</b> $\Phi$ 35x2.0mm  | <b>S60150</b> $\Phi$ 60x1.50mm   |                                  |
| <b>S20150</b> $\Phi$ 20x1.50mm | <b>S38150</b> $\Phi$ 38x1.50mm | <b>S60200</b> $\Phi$ 60x2.0mm    |                                  |
| <b>S22150</b> $\Phi$ 22x1.50mm | <b>S38200</b> $\Phi$ 38x2.0mm  | <b>S63150</b> $\Phi$ 63.5x1.50mm |                                  |
| <b>S22200</b> $\Phi$ 22x2.0mm  | <b>S40150</b> $\Phi$ 40x1.50mm | <b>S63200</b> $\Phi$ 63.5x2.0mm  |                                  |
| <b>S25150</b> $\Phi$ 25x1.50mm | <b>S40200</b> $\Phi$ 40x2.0mm  | <b>S70150</b> $\Phi$ 70x1.50mm   |                                  |
| <b>S25200</b> $\Phi$ 25x2.0mm  | <b>S42150</b> $\Phi$ 42x1.50mm | <b>S70200</b> $\Phi$ 70x2.0mm    |                                  |
| <b>S26150</b> $\Phi$ 26x1.50mm | <b>S42200</b> $\Phi$ 42x2.0mm  | <b>S76150</b> $\Phi$ 76x1.50mm   |                                  |
| <b>S26200</b> $\Phi$ 26x2.0mm  | <b>S45150</b> $\Phi$ 45x1.50mm | <b>S76200</b> $\Phi$ 76x2.0mm    |                                  |

## Perforated Tubes



1 Meter

### S/Steel 304

- |                      |                        |
|----------------------|------------------------|
| <b>SPP35120</b> 35mm | <b>SPP60120</b> 60mm   |
| <b>SPP38120</b> 38mm | <b>SPP64120</b> 63.5mm |
| <b>SPP42120</b> 42mm | <b>SPP70120</b> 70mm   |
| <b>SPP45120</b> 45mm | <b>SPP76120</b> 76mm   |
| <b>SPP48120</b> 48mm | <b>SPP89120</b> 89mm   |
| <b>SPP50120</b> 50mm | <b>SPP101120</b> 101mm |
| <b>SPP54120</b> 54mm | Thickness= 1.20mm      |
|                      | Diameter of holes= 3mm |

### Aluminized

- |                       |
|-----------------------|
| <b>PP45150</b> 45mm   |
| <b>PP48150</b> 48mm   |
| <b>PP52150</b> 52mm   |
| <b>PP54150</b> 54mm   |
| <b>PP65150</b> 63.5mm |
| <b>PP70150</b> 70mm   |
| <b>PP76150</b> 76mm   |
| Thickness= 1.50mm     |

# SPARE PARTS

## S/Steel V-Bands & Clamps



## SSTEEL V BANDS 304

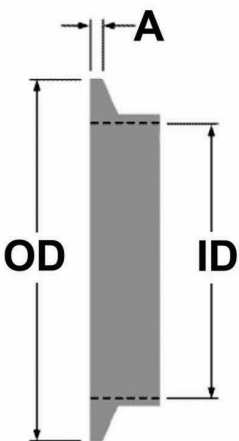


### S/Steel Flanges (1pc)

- VBF-38** Flange  $\Phi$ 38mm
- VBF-45** Flange  $\Phi$ 45mm
- VBF-50** Flange  $\Phi$ 50mm
- VBF-57** Flange  $\Phi$ 57mm
- VBF-60** Flange  $\Phi$ 60mm
- VBF-64** Flange  $\Phi$ 64mm
- VBF-70** Flange  $\Phi$ 70mm
- VBF-76** Flange  $\Phi$ 76mm
- VBF-83** Flange  $\Phi$ 83mm
- VBF-89** Flange  $\Phi$ 89mm
- VBF-100** Flange  $\Phi$ 100mm
- VBF-127** Flange  $\Phi$ 127mm

### S/Steel Clamps (1pc)

- VBC-38** Clamp  $\Phi$ 38mm
- VBC-45** Clamp  $\Phi$ 45mm
- VBC-50** Clamp  $\Phi$ 50mm
- VBC-57** Clamp  $\Phi$ 57mm
- VBC-60** Clamp  $\Phi$ 60mm
- VBC-64** Clamp  $\Phi$ 64mm
- VBC-70** Clamp  $\Phi$ 70mm
- VBC-76** Clamp  $\Phi$ 76mm
- VBC-83** Clamp  $\Phi$ 83mm
- VBC-89** Clamp  $\Phi$ 89mm
- VBC-100** Clamp  $\Phi$ 100mm
- VBC-127** Clamp  $\Phi$ 127mm



CODE	ID	OD	A
VBF-38	38mm	69mm	3mm
VBF-45	45mm	69mm	3mm
VBF-50	50mm	69mm	3mm
VBF-57	57mm	76mm	3mm
VBF-60	60mm	82mm	3mm
VBF-64	64mm	82mm	3mm
VBF-70	70mm	88mm	3mm
VBF-76	76mm	95mm	3mm
VBF-83	83mm	101mm	3mm
VBF-89	89mm	107mm	3mm
VBF-100	100mm	120mm	3mm
VBF-127	127mm	146mm	3mm



CODE	ID
VBC-38	69mm
VBC-45	69mm
VBC-50	69mm
VBC-57	76mm
VBC-60	82mm
VBC-64	82mm
VBC-70	88mm
VBC-76	95mm
VBC-83	101mm
VBC-89	107mm
VBC-100	120mm
VBC-127	146mm

Our V-Bands are designed for use with Our Sealing Flanges. The advertised size refers to the outside diameter of the tubing that will slide through the inside diameter of the sealing flange.


Our V-Band clamps and sealing flanges are **not designed specifically to be compatible with other manufactures flanges**, such as turbine outlets.

See the diagram tables for compatibility.



## SPARE PARTS

### S/Steel Lock System V-Bands Sets



**KVB-38** ID=38mm  
**KVB-42** ID=42mm  
**KVB-45** ID=45mm  
**KVB-48** ID=48mm  
**KVB-50** ID=50mm

**KVB-57** ID=57mm  
**KVB-64** ID=64mm  
**KVB-70** ID=70mm  
**KVB-76** ID=76mm  
**KVB-83** ID=83mm

**KVB-89** ID=89mm  
**KVB-95** ID=95mm  
**KVB-100** ID=100mm  
**KVB-114** ID=114mm  
 Each set includes:  
 1x Female flange, 1x Male flange and 1x Clamp

### S/Steel Accuseal Band Clamps



CODE	ID
<b>BC-50</b>	55.5mm
<b>BC-57</b>	62.2mm
<b>BC-64</b>	69.0mm
<b>BC-70</b>	75.9mm
<b>BC-76</b>	81.9mm

Compared with conventional U-clamps and flat band clamps, the **AccuSeal stainless steel exhaust band clamps offer a much tighter seal** by using a reaction block that transfers bolt torque into clamp strength assuring a tight seal all the way around. With the addition of these exhaust band clamps, the installation and **removal time of your exhaust system is drastically cut down.**

### HEAVY-DUTY CLAMPS

Galvanized



**Code** (Diameter)


**17-19** (17mm-19mm)  
**20-22** (20mm-22mm)  
**23-25** (23mm-25mm)  
**26-28** (26mm-28mm)  
**29-31** (29mm-31mm)  
**32-35** (32mm-35mm)  
**36-39** (36mm-39mm)  
**40-43** (40mm-43mm)  
**44-47** (44mm-47mm)  
**48-51** (48mm-51mm)  
**52-55** (52mm-55mm)

**56-59** (56mm-59mm)  
**60-63** (60mm-63mm)  
**64-67** (64mm-67mm)  
**68-73** (68mm-73mm)  
**74-79** (74mm-79mm)  
**80-85** (80mm-85mm)  
**86-91** (86mm-91mm)  
**92-97** (92mm-97mm)  
**98-103** (98mm-103mm)  
**104-112** (104mm-112mm)  
**113-121** (113mm-121mm)


**122-130** (122mm-130mm)  
**131-139** (131mm-139mm)  
**140-148** (140mm-148mm)  
**149-161** (149mm-161mm)  
**162-174** (162mm-174mm)  
**175-187** (175mm-187mm)  
**188-200** (188mm-200mm)  
**201-213** (201mm-213mm)  
**214-226** (214mm-226mm)  
**227-239** (227mm-239mm)  
**240-252** (240mm-252mm)



# METALLIC FLANGES




**FL1** Mild Steel




**FL2** Mild Steel




**FL3** Mild Steel




**FL4** Mild Steel




**FL5** Mild Steel



**FL6** Mild Steel



**FL7** Mild Steel



**FL8** Mild Steel



**FL9** Mild Steel



**FL10** Mild Steel



**FL11** Mild Steel




**FL12** Mild Steel



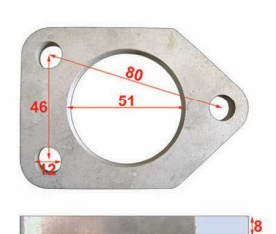
**FL13** Mild Steel



**FL14** Mild Steel



**FL15** Mild Steel




**FL16** Mild Steel




**FL17** Mild Steel




**FL18** Mild Steel



**FL19** Mild Steel




**FL20** Mild Steel




**FL21** Mild Steel



**FL22** Mild Steel




**FL-T25** S/Steel  
For T25-T28-GT25-GT28



**FL-T3** Chromed  
For T3

## METALLIC FLANGES



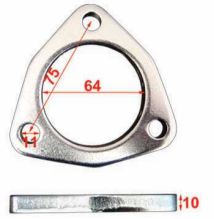
**FL6410** Chromed



**FL7610** Chromed



**TRF6010** Chromed



**TRF6410** Chromed



**FG51** S/Steel



**FG64** S/Steel



**FG70** S/Steel



**FG76** S/Steel



**TFG51** S/Steel



**TFG64** S/Steel




**TFG70** S/Steel

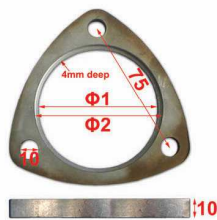


**TFG76** S/Steel

## METALLIC FLANGES With 4mm space




**FL7-50**  $\Phi 1=47$ ,  $\Phi 2=50$   
**FL7-54**  $\Phi 1=51$ ,  $\Phi 2=54$   
**FL7-60**  $\Phi 1=57$ ,  $\Phi 2=60$   
**FL7-64**  $\Phi 1=61$ ,  $\Phi 2=64$   
 Mild Steel



**FL22-48**  $\Phi 1=45$ ,  $\Phi 2=48$   
**FL22-50**  $\Phi 1=47$ ,  $\Phi 2=50$   
**FL22-54**  $\Phi 1=51$ ,  $\Phi 2=54$   
**FL22-60**  $\Phi 1=57$ ,  $\Phi 2=60$   
**FL22-64**  $\Phi 1=61$ ,  $\Phi 2=64$   
 Mild Steel



**FLT-70**  $\Phi 1=67$ ,  $\Phi 2=70$   
**FLT-76**  $\Phi 1=73$ ,  $\Phi 2=76$   
 Mild Steel

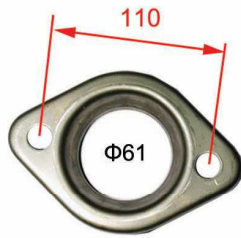


**FL8012**  $\Phi 1=77$ ,  $\Phi 2=80$ , L120  
**FL9012**  $\Phi 1=87$ ,  $\Phi 2=90$ , L120  
**FL10112**  $\Phi 1=98$ ,  $\Phi 2=101$ , L130  
 Mild Steel

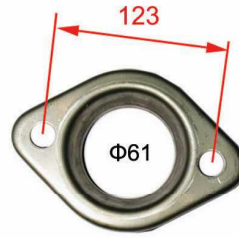
**METALLIC FLANGES**



**210001** S/Steel  
Honda Civic TypeR



**210003** S/Steel  
Honda Civic TypeR



**210003-01C** Chromed  
Honda Civic TypeR



**211035-01S** S/Steel  
Honda Civic VTec



**210013-02** S/Steel  
SMART 451 1.0



**211172** Aluminized



**211009C** Chromed



**210043** S/Steel



**210041-01** S/Steel  
Peugeot



**211940S** S/Steel




**211647S** S/Steel



**213008-01** Casting Mild Steel



**213008C** Chromed



**FL-SUB** S/Steel  
Subaru Impreza



**GASKETS**



**510163** (Φ64mm) Fits FL6410  
**510205** (Φ70mm)  
**510164** (Φ76mm) Fits FL7610



**TRG64** (Φ64mm)  
 Fits TRF6010 and TRF6410



**25792** (Φ76mm)  
 Fits FLT-70 and FLT-76



**25892** (Φ90mm)  
 Fits FL8012 & FL9012



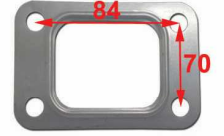
**G-EVO** (S/Steel)  
 Fits Mitsubishi EVO 4-9



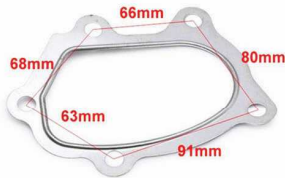
**G-T3** (S/Steel)  
 Fits FL-T3



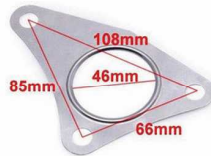
**G-T25** (S/Steel)  
 Fits FL-T25



**G-T66** (S/Steel)



**G-SUB-1** (S/Steel)  
 Fits FL-SUB / Subaru Impreza



**G-SUB-2** (S/Steel)  
 Subaru Impreza



**GR3000** for customized gaskets  
 Material: Graphite  
 Size: 500x250mm, Thickness=1.5mm  
 Can last: -200 - +3000C

**...more than 100 different gaskets in stock...please contact us for details.**

# FLEXIBLE TUBES

## INTERLOCK

S/Steel 304



From 38mm to 127mm!!!

FVW38100	FVW50100	FVW60200	FVW7670	FVW110150
FVW38150	FVW50150	FVW60250	FVW76100	FVW110200
FVW38200	FVW50200	FVW6470	FVW76150	FVW110300
FVW42100	FVW50230	FVW64100	FVW76200	FVW115100
FVW42150	FVW50250	FVW64150	FVW76250	FVW115200
FVW42200	FVW5470	FVW64200	FVW76300	FVW115300
FVW45100	FVW55100	FVW64250	FVW80150	FVW120150
FVW45150	FVW55150	FVW7070	FVW90150	FVW120200
FVW45200	FVW55200	FVW70100	FVW90200	FVW120300
FVW45230	FVW55250	FVW70150	FVW90300	FVW127150
FVW45250	FVW60100	FVW70200	FVW100150	FVW127200
FVW5070	FVW60150	FVW70250	FVW100200	FVW127300

## INBRAID

DIMENSIONS:  
Inside diameter X Length  
FVW38100=ID38mm X 100mm



F38250	F101300
F64250	F115250
F75150	F115300
F75200	F127250
F90250	F127300
F101250	

## S/STEEL FLEXIBLE HOSES/METER



DIMENSIONS:  
AX-Inside diameter  
AX-033=ID33mm  
Total length=1M  
Thickness=2.0mm

S/Steel 304



<b>AX-033</b> (ID=33mm)	<b>AX-080</b> (ID=80mm)
<b>AX-036</b> (ID=36mm)	<b>AX-089</b> (ID=89mm)
<b>AX-038</b> (ID=38mm)	<b>AX-096</b> (ID=96mm)
<b>AX-042</b> (ID=42mm)	<b>AX-100</b> (ID=100mm)
<b>AX-045</b> (ID=45mm)	<b>AX-110</b> (ID=110mm)
<b>AX-050</b> (ID=50mm)	<b>AX-115</b> (ID=115mm)
<b>AX-057</b> (ID=57mm)	<b>AX-120</b> (ID=120mm)
<b>AX-060</b> (ID=60mm)	<b>AX-127</b> (ID=127mm)
<b>AX-064</b> (ID=64mm)	<b>AX-130</b> (ID=130mm)
<b>AX-070</b> (ID=70mm)	<b>AX-150</b> (ID=150mm)
<b>AX-076</b> (ID=76mm)	



**FVW4-18** (IDΦ45)  
Repair Flexible for  
VW Golf 4/ Seat/  
Audi/ Skoda 1.8L



**FVW4-20** (IDΦ45)  
Repair Flexible for  
VW Golf 4/ Seat/  
Audi/ Skoda 2.0L

## DIRECT FIT S/STEEL FLEXIBLE TUBES FOR MERCEDES TRUCKS




<b>ILP30009</b> Φ76mm (O.E. no 620.490.0365)
<b>ILP31209</b> Φ89mm (O.E. no 620.490.0465)
<b>ILP40009</b> Φ100mm (O.E. no 621.490.0065)

## S/STEEL CLAMPS FOR MERCEDES TRUCKS



<b>CL30009</b> Φ76mm Fits the ILP30009
<b>CL31209</b> Φ89mm Fits the ILP31209
<b>CL40009</b> Φ100mm Fits the ILP40009

## S/STEEL CLAMPS FOR FLEXIBLE HOSES



<b>H11700</b> A=IDΦ81mm - B=IDΦ76mm
<b>H11719</b> A=IDΦ94mm - B=IDΦ89mm
<b>H11698</b> A=IDΦ105mm - B=IDΦ100mm
<b>H11688</b> A=IDΦ115mm - B=IDΦ110mm
<b>H11683</b> A=IDΦ119mm - B=IDΦ114mm
<b>H11678</b> A=IDΦ125mm - B=IDΦ120mm
<b>H11675</b> A=IDΦ132mm - B=IDΦ128mm
<b>H11639</b> A=IDΦ158mm - B=IDΦ152mm

## BLOW OFFS



**AGBOV01**



**AGBOV01-2**




**AGBOV02-2**  
For SUBARU Impreza



**AGBOV03**



**AGBOV03B**



**AGBOV12** (Blitz Style)  
0.5-1.8bar



**AGBOV12-2** (Blitz Style)  
0.5-1.8bar



**JB013**  
0.6bar



**JB014**  
0.7bar



**JB020-RZ** (New Greddy Style)  
0.8-1.4bar



**JB022-1** (HKS Style)  
0.8-1.4bar



**BOV1016-SL** (Forge Style)  
Opel Astra/Corsa 1.4Turbo - Silver



**BOV1016-BK** (Forge Style)  
Opel Astra/Corsa 1.4Turbo - Black

## BOOST CONTROLS



**BC-1**



**BC-2**



**BC-3**



**BC-TS**



## SPARE PARTS



**JB1000-A**  
Aluminium cap for  
HKS blow off INΦ38



**JB1000-B**  
Special Spring for  
HKS blow off



**JB1000-C**  
Aluminium pipe connector  
for HKS blow off



**JB1000-D**  
Special Plastic Ring  
for HKS blow off



**JB1100**  
S/Steel clamp Φ90



**JBS-1**  
Aluminium adaptor for Subaru  
Impreza (suitable for JB022-1)



**JBS-FG**  
Aluminium adaptor for Subaru  
Impreza/Thickness=11mm



**AGBOVFG-25/34/38**  
Aluminium flange and gasket  
for Greddy blow off



**PR-JB006**  
Replacement rubber suitable  
for JB006/JB007/JB009



**PR-JB012**  
Replacement rubber  
suitable for JB012



**PR-JB020**  
Replacement rubber  
suitable for JB020



**PR-JB022**  
Replacement rubber  
suitable for JB022-1

## EXTERNAL WASTE GATES



**JB006** (38mm)  
1.0bar



**JB007** (60mm)  
1.6bar



**JB009** (46mm)  
3.4bar



**JB040** (Φ40mm - L115mm)  
**JB045** (Φ45mm - L115mm)  
**JB050** (Φ50mm - L145mm)  
7-9psi

## TURBO TIMER







**AGTT-04**



**TT-HK**

# SILICONE TUBES

## SILICONES TUBES 5 LAYERS FOR HIGH PRESSURE USE



- |                            |                      |                     |                       |                     |                       |
|----------------------------|----------------------|---------------------|-----------------------|---------------------|-----------------------|
| <b>MSH8</b> (Φ8) T:2.5mm   | <b>SLT45</b> (Φ45)   | <b>SL1045</b> (Φ10) | <b>SL5045</b> (Φ50)   | <b>SL1090</b> (Φ10) | <b>SL5090</b> (Φ50)   |
| <b>MSH10</b> (Φ10) T:2.5mm | <b>SLT50</b> (Φ50)   | <b>SL1245</b> (Φ12) | <b>SL5445</b> (Φ54)   | <b>SL1290</b> (Φ12) | <b>SL5490</b> (Φ54)   |
| <b>MSH12</b> (Φ12) T:2.5mm | <b>SLT54</b> (Φ54)   | <b>SL1445</b> (Φ14) | <b>SL5745</b> (Φ57)   | <b>SL1490</b> (Φ14) | <b>SL5790</b> (Φ57)   |
| <b>MSH14</b> (Φ14) T:2.5mm | <b>SLT57</b> (Φ57)   | <b>SL1645</b> (Φ16) | <b>SL6045</b> (Φ60)   | <b>SL1690</b> (Φ16) | <b>SL6090</b> (Φ60)   |
| <b>MSH16</b> (Φ16) T:2.5mm | <b>SLT60</b> (Φ60)   | <b>SL1845</b> (Φ18) | <b>SL6345</b> (Φ63)   | <b>SL1890</b> (Φ18) | <b>SL6390</b> (Φ63)   |
| <b>MSH18</b> (Φ18) T:2.5mm | <b>SLT63</b> (Φ63)   | <b>SL2045</b> (Φ20) | <b>SL7045</b> (Φ70)   | <b>SL2090</b> (Φ20) | <b>SL7090</b> (Φ70)   |
| <b>MSH20</b> (Φ20) T:2.5mm | <b>SLT70</b> (Φ70)   | <b>SL2545</b> (Φ25) | <b>SL7645</b> (Φ76)   | <b>SL2590</b> (Φ25) | <b>SL7690</b> (Φ76)   |
| <b>SLT25</b> (Φ25)         | <b>SLT76</b> (Φ76)   | <b>SL3045</b> (Φ30) | <b>SL8045</b> (Φ80)   | <b>SL3090</b> (Φ30) | <b>SL8090</b> (Φ80)   |
| <b>SLT30</b> (Φ30)         | <b>SLT80</b> (Φ80)   | <b>SL3545</b> (Φ35) | <b>SL8945</b> (Φ89)   | <b>SL3590</b> (Φ35) | <b>SL8990</b> (Φ89)   |
| <b>SLT35</b> (Φ35)         | <b>SLT89</b> (Φ89)   | <b>SL4045</b> (Φ40) | <b>SL10245</b> (Φ102) | <b>SL4090</b> (Φ40) | <b>SL10290</b> (Φ102) |
| <b>SLT40</b> (Φ40)         | <b>SLT102</b> (Φ102) | <b>SL4545</b> (Φ45) |                       | <b>SL4590</b> (Φ45) |                       |



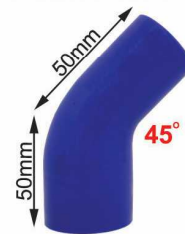
- |                      |                      |                        |
|----------------------|----------------------|------------------------|
| <b>SL25135</b> (Φ25) | <b>SL50135</b> (Φ50) | <b>SL70135</b> (Φ70)   |
| <b>SL30135</b> (Φ30) | <b>SL54135</b> (Φ54) | <b>SL76135</b> (Φ76)   |
| <b>SL35135</b> (Φ35) | <b>SL57135</b> (Φ57) | <b>SL80135</b> (Φ80)   |
| <b>SL40135</b> (Φ40) | <b>SL60135</b> (Φ60) | <b>SL89135</b> (Φ89)   |
| <b>SL45135</b> (Φ45) | <b>SL63135</b> (Φ63) | <b>SL102135</b> (Φ102) |

**SL5045135** (Φ50-Φ45)

### REDUCER BENDS 90dgrs



### REDUCER BENDS 45dgrs



- |                           |                             |
|---------------------------|-----------------------------|
| <b>SL453590</b> (Φ45-Φ35) | <b>SL705090</b> (Φ70-Φ50)   |
| <b>SL454090</b> (Φ45-Φ40) | <b>SL706090</b> (Φ70-Φ60)   |
| <b>SL504090</b> (Φ50-Φ40) | <b>SL706390</b> (Φ70-Φ63)   |
| <b>SL504590</b> (Φ50-Φ45) | <b>SL765090</b> (Φ76-Φ50)   |
| <b>SL545090</b> (Φ54-Φ50) | <b>SL765490</b> (Φ76-Φ54)   |
| <b>SL575090</b> (Φ57-Φ50) | <b>SL766090</b> (Φ76-Φ60)   |
| <b>SL604090</b> (Φ60-Φ40) | <b>SL766390</b> (Φ76-Φ63)   |
| <b>SL605090</b> (Φ60-Φ50) | <b>SL767090</b> (Φ76-Φ70)   |
| <b>SL605490</b> (Φ60-Φ54) | <b>SL806090</b> (Φ80-Φ60)   |
| <b>SL634290</b> (Φ63-Φ42) | <b>SL807090</b> (Φ80-Φ70)   |
| <b>SL635090</b> (Φ63-Φ50) | <b>SL897690</b> (Φ89-Φ76)   |
| <b>SL635490</b> (Φ63-Φ54) | <b>SL1027690</b> (Φ102-Φ76) |
|                           | <b>SL1028990</b> (Φ102-Φ89) |

- |                           |                             |
|---------------------------|-----------------------------|
| <b>SL453545</b> (Φ45-Φ35) | <b>SL705045</b> (Φ70-Φ50)   |
| <b>SL454045</b> (Φ45-Φ40) | <b>SL706045</b> (Φ70-Φ60)   |
| <b>SL504045</b> (Φ50-Φ40) | <b>SL706345</b> (Φ70-Φ63)   |
| <b>SL504545</b> (Φ50-Φ45) | <b>SL765045</b> (Φ76-Φ50)   |
| <b>SL545045</b> (Φ54-Φ50) | <b>SL765445</b> (Φ76-Φ54)   |
| <b>SL575045</b> (Φ57-Φ50) | <b>SL766045</b> (Φ76-Φ60)   |
| <b>SL604045</b> (Φ60-Φ40) | <b>SL766345</b> (Φ76-Φ63)   |
| <b>SL605045</b> (Φ60-Φ50) | <b>SL767045</b> (Φ76-Φ70)   |
| <b>SL605445</b> (Φ60-Φ54) | <b>SL806045</b> (Φ80-Φ60)   |
| <b>SL634245</b> (Φ63-Φ42) | <b>SL807045</b> (Φ80-Φ70)   |
| <b>SL635045</b> (Φ63-Φ50) | <b>SL897645</b> (Φ89-Φ76)   |
| <b>SL635445</b> (Φ63-Φ54) | <b>SL1027645</b> (Φ102-Φ76) |
|                           | <b>SL1028945</b> (Φ102-Φ89) |




# SILICONE TUBES

## COUPLING HOSES




- CH25 (Φ25)    CH60 (Φ60)
- CH30 (Φ30)    CH63 (Φ63)
- CH35 (Φ35)    CH70 (Φ70)
- CH40 (Φ40)    CH76 (Φ76)
- CH45 (Φ45)    CH80 (Φ80)
- CH50 (Φ50)    CH89 (Φ89)
- CH54 (Φ54)    CH102 (Φ102)
- CH57 (Φ57)

## REDUCER COUPLING HOSES



- SL4540 (Φ45-Φ40)    SL7640 (Φ76-Φ40)
- SL5040 (Φ50-Φ40)    SL7650 (Φ76-Φ50)
- SL5046 (Φ50-Φ46)    SL7654 (Φ76-Φ54)
- SL5435 (Φ54-Φ35)    SL7660 (Φ76-Φ60)
- SL5450 (Φ54-Φ50)    SL7663 (Φ76-Φ63)
- SL5750 (Φ57-Φ50)    SL7670 (Φ76-Φ70)
- SL6040 (Φ60-Φ40)    SL8060 (Φ80-Φ60)
- SL6050 (Φ60-Φ50)    SL8070 (Φ80-Φ70)
- SL6342 (Φ63-Φ42)    SL8076 (Φ80-Φ76)
- SL6350 (Φ63-Φ50)    SL8976 (Φ89-Φ76)
- SL6354 (Φ63-Φ54)    SL9080 (Φ90-Φ80)
- SL6357 (Φ63-Φ57)    SL9585 (Φ95-Φ85)
- SL7050 (Φ70-Φ50)    SL10276 (Φ102-Φ76)
- SL7060 (Φ70-Φ60)    SL10285 (Φ102-Φ85)
- SL127102 (Φ127-Φ102)

## HUMP HOSES



- HH45 (Φ45)    HH70 (Φ70)
- HH50 (Φ50)    HH76 (Φ76)
- HH57 (Φ57)    HH80 (Φ80)
- HH60 (Φ60)    HH90 (Φ90)
- HH63 (Φ63)    HH102 (Φ102)

## VACUUM SILICONE HOSES BY METER



- VC-3R Φ3mm Red color
- VC-4R Φ4mm Red color
- VC-5R Φ5mm Red color
- VC-6R Φ6mm Red color
- Thickness: 4mm
- Working Pressure: 0.1-0.4MPA
- Temperature: -60 - 220+



- VC-3B Φ3mm Blue color
- VC-4B Φ4mm Blue color
- VC-5B Φ5mm Blue color
- VC-6B Φ6mm Blue color
- Thickness: 4mm
- Working Pressure: 0.1-0.4MPA
- Temperature: -60 - 220+



- VC-3S Φ3mm Black color
- VC-4S Φ4mm Black color
- VC-5S Φ5mm Black color
- VC-6S Φ6mm Black color
- Thickness: 2mm
- Working Pressure: 0.1-0.4MPA
- Temperature: -60 - 220+

## S/STEEL T-BOLT CLAMPS



- | Code                                | (Diameter)    |
|-------------------------------------|---------------|
| SC47-57                             | (47mm-57mm)   |
| SC54-62                             | (54mm-62mm)   |
| SC60-68                             | (60mm-68mm)   |
| SC67-75                             | (67mm-75mm)   |
| SC73-81                             | (73mm-81mm)   |
| SC79-87                             | (79mm-87mm)   |
| SC92-100                            | (92mm-100mm)  |
| SC105-113                           | (105mm-113mm) |
| Especially for silicone Turbo hoses |               |




# INTERCOOLERS

## UNIVERSAL



*Twister*



Special fin type  
inside core



**INTER1** 600x300x76 Φ76  
Mitsubishi Evo 4-9



**INTER5** 600x300x100 Φ76  
Mitsubishi Evo 4-9 Full Racing



**INTER6** 550x180x65 Φ57  
Universal



**INTER7** 550x140x65 Φ57  
Universal




**INTER8** 510x235x68 Φ70  
Universal



**INTER9** 510x160x68 Φ70  
Universal



**INTER11** 600x280x76 Φ70  
Universal



**INTER13** 600x300x100 Φ100  
Nissan Skyline R33/R34




**INTER14** 241x193x102 Φ57  
Universal



**INTER16** 600x300x76 Φ76  
Universal



**INTER19** 550x230x65 Φ64  
Universal



**INTER21** 460x160x90 Φ64  
Universal

# INTERCOOLERS



**INTER31** 185x208x130 Φ60  
VW Golf 4 1.8T



**INTER32** 600x263x70 Φ60  
Toyota Starlet/Glantza



**INTER33** 640x170x70 Φ60  
VW Golf 5



**INTER34** 550x180x65 Φ64  
Universal



**INTER35** 550x140x65 Φ64  
Universal



**INTER36** 500x180x65 Φ64  
Universal



**INTER37** 550x230x65 Φ64  
Universal



**INTER38** 600x280x76 Φ70  
Universal / Lightweight



**INTER39** 280x300x76 Φ76  
Universal



**INTER40** 450x300x76 Φ76  
Universal



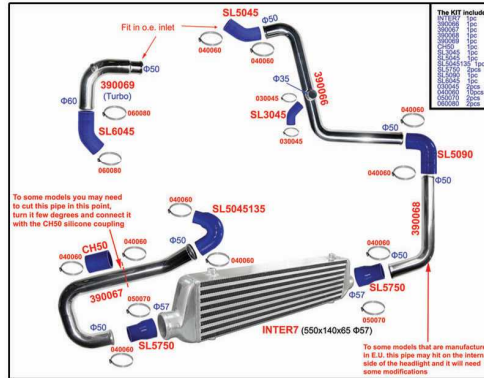
**INTER-R53** 290x205x55 Φ115x45  
MINI Cooper S R53



**INTER-R56** 550x210x80 Φ55  
MINI Cooper S R56



# INTERCOOLER KITS



**ICKIT-CZT** Intercooler Kit  
 Mitsubishi Colt CZT 1.5T 04-06  
 Intercooler dimensions: 550X140X65 INΦ57



**KIT-CZT-PIPES** Intercooler Kit Pipes  
 Mitsubishi Colt CZT 1.5T 04-06  
 Thickness=1.8mm OD=51mm

# INTERCOOLER PIPES



**Mitsubishi Colt CZT / Colt RALLIART**  
 Aluminium Intercooler pipe set  
 Thickness=1.8mm OD=51mm





## ALUMINIUM CNC BENDS



**Available diameters:** 50/54/60/64/70/76/80/89/101mm  
**Available degrees:** 45/75/90/180  
**Total length:** 500mm  
**Thickness:** 1.8mm

**50X45X500**  $\Phi$ 50mm X 45dgrs  
**50X75X500**  $\Phi$ 50mm X 75dgrs  
**50X90X500**  $\Phi$ 50mm X 90dgrs  
**50X180**  $\Phi$ 50mm X 180dgrs

**54X45X500**  $\Phi$ 54mm X 45dgrs  
**54X75X500**  $\Phi$ 54mm X 75dgrs  
**54X90X500**  $\Phi$ 54mm X 90dgrs  
**54X180**  $\Phi$ 54mm X 180dgrs

**60X45X500**  $\Phi$ 60mm X 45dgrs  
**60X75X500**  $\Phi$ 60mm X 75dgrs  
**60X90X500**  $\Phi$ 60mm X 90dgrs  
**60X180**  $\Phi$ 60mm X 180dgrs

**64X45X500**  $\Phi$ 63.5mm X 45dgrs  
**64X75X500**  $\Phi$ 63.5mm X 75dgrs  
**64X90X500**  $\Phi$ 63.5mm X 90dgrs  
**64X180**  $\Phi$ 63.5mm X 180dgrs

**70X45X500**  $\Phi$ 70mm X 45dgrs  
**70X75X500**  $\Phi$ 70mm X 75dgrs  
**70X90X500**  $\Phi$ 70mm X 90dgrs  
**70X180**  $\Phi$ 70mm X 180dgrs

**76X45X500**  $\Phi$ 76mm X 45dgrs  
**76X75X500**  $\Phi$ 76mm X 75dgrs  
**76X90X500**  $\Phi$ 76mm X 90dgrs  
**76X180**  $\Phi$ 76mm X 180dgrs

**80X45X500**  $\Phi$ 80mm X 45dgrs  
**80X75X500**  $\Phi$ 80mm X 75dgrs  
**80X90X500**  $\Phi$ 80mm X 90dgrs

**89X45X500**  $\Phi$ 89mm X 45dgrs  
**89X75X500**  $\Phi$ 89mm X 75dgrs  
**89X90X500**  $\Phi$ 89mm X 90dgrs

**101X45X500**  $\Phi$ 101mm X 45dgrs  
**101X75X500**  $\Phi$ 101mm X 75dgrs  
**101X90X500**  $\Phi$ 101mm X 90dgrs

## ALUMINIUM CAST ELBOW PIPES



Cast Aluminum Elbows with nice tight radius but high flow path. Great for welding onto turbo compressor or intercooler inlet/outlet where space is an issue.

**ASB-50**  $\Phi$ 50      **ASB-76**  $\Phi$ 76  
**ASB-57**  $\Phi$ 57      **ASB-83**  $\Phi$ 83  
**ASB-64**  $\Phi$ 64      **ASB-89**  $\Phi$ 89  
**ASB-70**  $\Phi$ 70      **ASB-102**  $\Phi$ 102  
 Thickness: 5mm       $\Phi$ =Inlet Diameter(Outside)

## ALUMINIUM STRAIGHT TUBES



**Aluminium Straight tubes**  
 Thickness: 1.80mm

<b>19X1</b> $\Phi$ 19	<b>64X1</b> $\Phi$ 64
<b>25X1</b> $\Phi$ 25	<b>70X1</b> $\Phi$ 70
<b>32X1</b> $\Phi$ 32	<b>76X1</b> $\Phi$ 76
<b>39X1</b> $\Phi$ 39	<b>80X1</b> $\Phi$ 80
<b>50X1</b> $\Phi$ 50	<b>89X1</b> $\Phi$ 89
<b>54X1</b> $\Phi$ 54	<b>101X1</b> $\Phi$ 101
<b>60X1</b> $\Phi$ 60	

# AIR FILTERS

## PLASTIC ADAPTERS



PA-1



PA-5



PA-6



PA-7



PA-8



PA-9



PA-10



PA-11



PA-14



PA-15



PK-23  
For Mitsubishi Φ151



PK-24  
For Nissan/Subaru Φ151



- Installation Chart  
Air Filter NOT Included



## ALUMINUM ADAPTERS



AA-01



AA-02

ITEM NO.	DESCRIPTION	MSRP
PA-1	Mitsubishi Pajero/ EVO 7,8,9	
	Mitsubishi Galant 98-01	
	Mitsubishi LANCER 92-00	
	Mitsubishi Eclipse TURBO	
	Mitsubishi VIRAGE	
PA-7	Nissan SENTRA 90-93	
PA-9	Nissan All NEW SENTRA 94-97	
	Nissan HV	
	Nissan CEFIRO 98	
	Nissan PRIMERA 97	
	Nissan MAXIMA	
PA-11	Nissan SENTRA 180	
PA-15	Nissan SE 2002	
PA-8	Nissan ALTIMA 95	
	Nissan 200SX	
	Nissan PRIMERA 92-96	
	Subaru LEGACY 90-94	
PA-10	BMW E30/E36 318i	
	Toyota CAMRY 88-91	
	VW Golf	
	Mazda 323 88-92	
	Subaru IMPREZA GT 97	
PA-5	Subaru IMPREZA GT 97	
PA-6	Subaru IMPREZA GT 99-01	
PA-14	Audi A3 94-97/VW Golf IV,1.6 8V	

ITEM NO.	DESCRIPTION	MSRP
PK-23	Mitsubishi Pajero/ EVO 7,8,9	
	Mitsubishi Galant 98-01	
	Mitsubishi LANCER 92-00	
	Mitsubishi Eclipse TURBO	
	Mitsubishi VIRAGE	
PK-24	Nissan All NEW SENTRA 94-97	
	Nissan HV	
	Nissan CEFIRO 98	
	Nissan PRIMERA 97	
	Nissan MAXIMA	
	Nissan ALTIMA 95	
	Nissan 200SX	
	Nissan PRIMERA 92-96	
	Subaru LEGACY 90-94	
	Subaru IMPREZA GT 97	
Subaru IMPREZA GT 99-01		

AA-01 APPLICATIONS		MSRP
FORD	CONTOUR	95-98
	Escort Ix	93-
	Probe Se	93-
INFINITI	G20	91-96
MERCURY	Tracer	93-
	NISSAN	
NISSAN	SENTRA	91-94
	STANZA	90-92
	240SX	88-94
	ALTIMA	93-96
	NX2000	91-
	PULSAR NX / SE	87-90
SUZUKI	Swift	89-94
VW	Golf III	93-
	Jetta III	93-
	Passat	93-

AA-02 APPLICATIONS		MSRP	
BMW	325	87-91	
	M3	97-91	
FORD	Probe	89-92	
MAZDA	323	90-95	
	626	85-92	
	929	85-91	
	Miata	90-93	
	MPV V6	89-95	
	MX-3 4cyl	92-93	
	Protégé	90-95	
	NISSAN	200SX	95-
		240SX	95-
		SENTRA	95-99
PORSCHE	944S	83-91	
	4 Runner	90-95	
TOYOTA	CAMRY	87-91	
	CAMRY V6	92-93	
	Celica GT	88-89	
	Celica GT	94-96	
	MR2 TURBO	91-95	
	MR2 NON TURBO	91-95	
	Cressida	89-92	
	Previa	91-96	
	Supra NON TURBO	86-92	
	LAND CRUISER	T-100	93-94
Truck		89-95	
Truck		88-96	
LEXUS	ES250	90-91	
	ES300	92-93	
	GS300	93-96	
	LS400	90-94	
	VW	Golf III	87-92
Jetta III		87-92	
Passat		87-92	

**SPAREPARTS**

**RUBBER RINGS**



- JO10B** 77/60mm
- JO11B** 77/65mm
- JO12B** 77/70mm



**OC-04** Air filter cleaner & oil 250ml

**AIR HOSES WITH SPIRAL BY METER**



- AH-63** (Φ63)
  - AH-76** (Φ76)
  - AH-90** (Φ90)
  - AH-100** (Φ100)
- Standard length=4meters / Price is per meter  
Temperature: -55 C to +150 C

**STAINLESS STEEL HEAT SHIELDS FOR AIR FILTERS**



**SH-01**



**SH-06**



**SC-3** Φ76



**K-45**  
Galvanized Steel Bracket  
Length=200mm Width=25mm  
Holes=11mm Thickness=2.0mm



**PL-01**  
Plastic Hose-Connector  
Inlet/Outlet OD=18mm



**N-39**  
Aluminium Nut  
Length:25mm Φ12mm M6

**AIR FILTERS**

**COLD AIR INTAKE SYSTEMS**




**AN1CAU3**  
Cold Air Filter Kit for Honda Civic 92-95




**CAU-76**  
Universal Cold Air Piping Kit Φ76




**ALUMINUM MAF ADAPTORS**




**PT-002**  
Aluminium adaptor




**AG-002PP**  $\Phi 76$  L110  
Thickness=1.5mm  
TOYOTA LEXUS IS250 06-09




**AG-003PP**  $\Phi 70$  L110  
Thickness=1.5mm  
TOYOTA LEXUS IS300 3.0 01-09




**AG-004PP**  $\Phi 64$  L110  
Thickness=1.5mm  
FORD/MAZDA 1.6 00-09




**AG-005PP**  $\Phi 64$  L110  
Thickness=1.5mm  
HONDA CIVIC 1.8 08-09




**AG-006PP**  $\Phi 70$  L110  
Thickness=1.5mm  
NISSAN PRIMERA 04-09  
FORD FOCUS 07-09



**AG-011PP**  $\Phi 63$  L100  
Thickness=1.5mm  
VW GOLF IV 1.6 97-03



**AG-013PP**  $\Phi 70$  L100  
Thickness=1.5mm  
FORD FOCUS RS 2.0T 02-04




**AG-015PP**  $\Phi 76$  L110  
Thickness=1.5mm  
SUZUKI JP 2.7 07-09


**ALUMINUM MAF ADAPTORS**




**AG-016PP**  $\Phi 70$  L110  
Thickness=1.5mm  
HONDA CIVIC 2.0 08-09



**AG-017PP**  $\Phi 60$  L110  
Thickness=1.5mm  
TOYOTA YARIS/VIOS/VITZ 1.5 05-09  
SUZUKI SWIFT 1.5 Sport 05-09




**AG-020PP**  $\Phi 76$  L100  
Thickness=1.5mm  
TOYOTA LEXUS IS250 06-09



**AG-022PP**  $\Phi 76$  L100  
Thickness=1.5mm  
MAZDA TRIBUTE 3.0 04-09




**AG-024PP**  $\Phi 60$  L110  
Thickness=4mm  
SUZUKI SX4 1.5 07-09



**AG-025PP**  $\Phi 60$  L110  
Thickness=1.5mm  
NISSAN TIIDA



**AG-026PP**  $\Phi 70$  L110  
Thickness=3mm  
TOYOTA WISH 04-09



**AG-027PP**  $\Phi 60/\Phi 64$  L112  
Thickness=4mm  
HONDA FIT 1.5 08-09



**AG-028PP**  $\Phi 70$  L110  
Thickness=1.2mm  
OPEL OPC  
VW GOLF IV 2.0 97-03



**AG-029PP**  $\Phi 76$  L110  
Thickness=1.5mm  
AUDI 2.0 5V 01-09  
AUDI S3 1.8T 99-09




**AG-030PP**  $\Phi 76$  L110  
Thickness=1.5mm  
BMW 520i/525i E60 03-09



**AG-031PP**  $\Phi 80$  L110  
Thickness=5mm  
AUDI TT 1.8 215hp 00-09  
VW GOLF IV R32 3.2 02-04




**ALUMINUM MAF ADAPTORS**




**AG-032PP**  $\Phi 64$  L110  
Thickness=6mm  
SUBARU IMPREZA 1.5 08-09



**AG-033PP**  $\Phi 70$  L110  
Thickness=8mm  
Mitsubishi Lancer 1.8 07-09




**AG-034PP**  $\Phi 70$  L110  
Thickness=5mm  
MAZDA 3/5/6 04-09  
TOYOTA ALTIS 1.6/1.8 01-07



**AG-035PP**  $\Phi 78$  L110  
Thickness=3mm  
HONDA CRV 2.4 08-09




**AG-036PP**  $\Phi 80$  L110  
Thickness=4mm  
HONDA ACCORD 2.4 08-09



**AG-037PP**  $\Phi 92$  L110  
Thickness=4mm  
MAZDA RX-8 1.3 03-09



**AG-038PP**  $\Phi 80$  L110  
Thickness=4mm  
BMW 320i/325i E90 05-09



**AG-039PP**  $\Phi 70$  L110  
Thickness=5mm  
MITSUBISHI LANCER FORTIS 2.0 07-09



**AG-040PP**  $\Phi 60$  L110  
Thickness=1.5mm  
SUZUKI SX4 1.6 08-09



**AG-041PP**  $\Phi 80$  L110  
Thickness=1.5mm  
FORD METROSTAR 00-



**AG-046PP**  $\Phi 60$  L110  
Thickness=3mm  
MITSUBISHI COLT Ralliart/ COLT CZT/  
COLT PLUS Turbo/ COLT CZC



**AG-262PP**  $\Phi 60$  L125  
Thickness=1.5mm  
Suzuki Swift 1.2/1.4 '2010-Up  
ZC32S, ZC72S, ZC82S



**CONE AIR FILTERS**



**WS-002-1**  
L130 Φ150 INΦ76



**JAU-A02201-05**  
L130 Φ150 INΦ60  
**JAU-D02201-05**  
L130 Φ150 INΦ76  
**JAU-H02201-06**  
L130 Φ150 INΦ101



**JAU-D02201-20**  
L65 Φ150 INΦ76  
**JAU-H02201-20**  
L65 Φ150 INΦ101



**JAU-K05201-05**  
L130 Φ190 INΦ152



**AFKN-76**  
L120 Φ160 INΦ76



**AFAP-76**  
L130 Φ150 INΦ76



**JAU-P17223-21** L50 Φ50 INΦ12  
**JAU-O16223-21** L50 Φ50 INΦ15  
**JAU-N15223-21** L50 Φ50 INΦ18  
**JAU-M14223-21** L50 Φ50 INΦ20  
**JAU-L13223-21** L50 Φ50 INΦ25



**BRF-11**  
L50 Φ50 INΦ11

**URETHANE FILTER POWERFLOW**



**JAU-A12209-05**  
L130 Φ120 INΦ60  
**JAU-D12209-05**  
L130 Φ120 INΦ76



**JAU-D02203-05**  
L130 Φ150 INΦ76  
**JAU-H02203-05**  
L130 Φ150 INΦ101  
**JAU-I02202-06**  
L130 Φ150 INΦ114

**'MUSHROOM' AIR FILTERS**



**WSG** (Green) L120 Φ165 INΦ76  
**WSB** (Blue) L120 Φ165 INΦ76  
**WSR** (Red) L120 Φ165 INΦ76



**HKAF-80** L70 Φ200 INΦ80  
**HKAF-100** L70 Φ200 INΦ100

## AIR FILTERS

### CARBON FILTERS



**WS-251L-1**  
L175  $\Phi 130$  IN  $\Phi 60$



**WS-253-2**  
L187  $\Phi 130$  IN  $\Phi 77$   
With Simota washable cotton filter



**WS-254**  
L180  $\Phi 130$  IN  $\Phi 76$

## Air Storm



**KN-KIT-1**  
Air Filter Kit with Air hose  
Inlet Diameter: 70mm



**KN-KIT-2**  
Air Filter Kit with Air hose  
Inlet Diameter: 70mm



**KN-KIT-3**  
Air Filter Kit with Air hose  
Inlet Diameter: 70mm

## AIR INTAKE SYSTEMS



**MZ-011**  
Simota Air Intake System  
Mazda RX-8 03-On



**H-014**  
Honda Civic '95-'00



**CB-802**  
Carbon Charger Intake System  
SAAB 9-3 AERO 2.0 Turbo '03-'10  
With Simota washable cotton filter



**MN-001**  
Simota Air Intake System  
MINI Cooper S 1.6i R53



**HS-401**  
Simota Air Intake System  
SUZUKI Swift 1.3/1.5/1.6 Sport  
MK2 ZC31S ZD 1.5 '05-'11  
With Simota washable cotton filter



**CB-314**  
Simota Air Intake System  
Toyota Yaris/Vitz XP90  
1.3/1.5 '04-'10  
With Simota washable cotton filter



**T-029**  
Simota Air Intake System  
Toyota Yaris/Vitz 1.3/1.5 VVTi  
XP130 NCP131 '10-On  
With Simota washable cotton filter



**CB-253**  
Carbon Charger Intake System  
SUZUKI Swift 1.3/1.5/1.6 Sport  
MK2 ZC31S ZD 1.5 '05-'11  
With Simota washable cotton filter



**HS-101**  
Simota Air Intake System  
Toyota Yaris/Vitz XP90  
1.3/1.5 '04-'10  
With Simota washable filter



**CB-262**  
Carbon Charger Air Intake Suzuki Swift 1.2/1.4 '10-  
ZC72S, ZC82S, ZC32S  
With Simota washable cotton filter



**CB-711**  
Vw Golf 5 GTi 2.0 FSi  
With Simota washable cotton filter



## AIR INTAKE SYSTEMS



### AYKIT

Air Filter KIT with Oil Catch Tank

Fits the:


Toyota Aygo 1.0 12v 50kw 68hp '05-

Citroen C1 1.0 12v 50kw 68hp '05-

Peugeot 107 1.0 12v 50kw 68hp '05-

With Simota washable 100% cotton filter

Fits the the car without any modifications



### AFKIT-CZT

Air Filter Kit for Mitsubishi Colt CZT 1.5 Z27A 4G15 Turbo

With Simota washable 100% cotton filter



### PTS-402

Air Intake System Kit Carbon AERO Form II

for SUZUKI Swift MK2 1.3/1.5/1.6 Sport '04-'10

ZC71S, ZC11S, ZD11S, ZC21S, ZD21S, ZC31S

With Simota washable cotton filter



### CBII-719

Air Intake System Kit *SHARK* Carbon fiber  
for VW Scirocco 2.0TFSi / Golf VI 2.0TSi 09-12

With Simota washable cotton filter

Increase the car performance by 8.9hp



### CBII-263

Air KIT *SHARK* Carbon Suzuki Swift  
1.6 SPORT ZC32S '12-


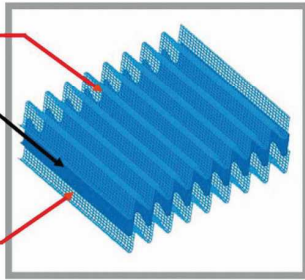
With Simota washable cotton filter

## REPLACEMENT AIR FILTERS

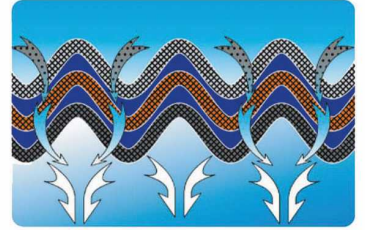
Strong galvanised steel mesh coated with epoxy

Non-woven fabric element

Strong galvanised steel mesh coated with epoxy




1. Made of unique EPDM frame
2. One-piece extrusion molded
3. Extremely lightweight
4. strong structure



—nonwoven fabric (epoxy resin) stock replacement air filter can greatly increase air intake volume and the air intake efficiency of engines. It is designed for use under both non pre-oiled and pre-oiled conditions, and is more dust-absorptive than original air filter models. It ensures extended engine operating life and even smoother air intake, and increases horsepower at least by 5%.


## SIMOTA COTTON WASHABLE FILTERS




**OA-001** 263X210



**OA-004**  $\Phi$ 145 L157  $\Phi$ 75



**OA-005** 294X178



**OABF-3** 460X80



**OB-001** 258X149



**OB-002** 234X230



**OB-003** 240X178



**OB-004**  $\Phi$ 120 L120  $\Phi$ 80



**OB-005** 292X232



**REPLACEMENT AIR FILTERS**



**OB-006** BMW



**OB-007** BMW




**OB-008** BMW E46



**OB-012** 289X203




**OB-014** 227X200



**OC-001** 304X115



**OC-002** 333X100




**OC-004** 281X140




**OCH-001** 223X187



**OD-002** 248X157



**OFI-002** 248X167



**OFI-005** 281X76



**OFI-006** 240X170




**OFO-007** 275X187



**OFO-010** Φ160 L210 Φ70



**REPLACEMENT AIR FILTERS**




**OFO-013** 200X162




**OFR-005**  $\Phi$ 140 L165  $\Phi$ 80




**OKR-003** 198X190




**OH-001** 209X186



**OH-002** 201X193



**OH-005** 274X167



**OH-007** 332X108



**OH-009** 338X148



**OH-014** 315X195



**OH-015** 225X195



**OH-016** 276X157




**OH-018** 172X167



**OHY-002** 250X170

**REPLACEMENT AIR FILTERS**



**OMA-001** 315X172



**OMA-002** 275X187



**OMA-003** 313X198



**OMI-001** 216X165



**OMB-001** SMART ForTwo/Roadster 450  
ID=48mm



**OMB-002** 249X210




**OMB-003** M/des CLK200 Round  
ID=80mm



**OMB-004** M/des CLK220 Round  
ID=80mm



**OMB-005** (2pcs) 348x142



**OMB-008** 264X110  
Smart Fortwo 451 0.8/1.0 2007-2015



**OMB-009** 258X170  
M/des A/B/CLA/GLA




REPLACEMENT AIR FILTERS



OM-002 215x203




OM-009 EvoX 270X185




ON-001 280X168



ON-002 170x157



ON-003 228X166



OO-002 292X233



OO-003 290X205



OO-004 288X185



OS-003 228X199



OS-004 Swift 04-on (231X141)




OS-007 230X176



OS-009 Suzuki SX4(230X130)



OR-001 176X140



OR-002 244X132



OR-003 245X195



**REPLACEMENT AIR FILTERS**




**OSA-001** 293X234



**OP-002** 421X94




**OSU-001** 370X166




**OSU-002** 220X215



**OSY-001** 279x188



**OT-001** 250X122



**OT-002** 310X155




**OT-004** 289X148




**OT-009** 246X119



**OT-010** 258X115



**OT-013** 240X175



**OT-016** 240X237



**OT-021** 255X120


REPLACEMENT AIR FILTERS



OV-001 338X135



OV-002 267X227



OV-004 254X213



OV-005 417x188




OV-008 309X185




OV-011 359X181



OV-013 273X183




OV-017 400X175



OV-018 296X153




OV-020 213X208



OV-021 375X191



OV-022 VW Golf 5/6 Round ID=69mm



OVL-001 346X181



SZ-04 189X153



**SILICONE ADAPTOR**



**75-7663-7**  
Φ76-Φ63



**75-7663-5**  
Φ76-Φ63



**75-7676-7**  
Φ76-Φ76



**75-7676-5**  
Φ76-Φ76

**OIL CATCH TANKS**



**OCT-CU**  
Aluminium



**OCT-D1-S**   **OCT-D1-B**   **OCT-D1-BK**   **OCT-D1-R**  
Aluminium Silver   Aluminium Blue   Aluminium Black   Aluminium Red





## SILICONE ADAPTOR



**CP-1BK**  $\Phi 62$  L=75mm  
**CP-2BK**  $\Phi 70$  L=75mm  
**CP-3BK**  $\Phi 76$  L=75mm  
**CP-4BK**  $\Phi 89$  L=55mm

**CP-5BK**  $\Phi 65$  L=40mm  
**CP-6BK**  $\Phi 114$  L=55mm  
**CP-7BK**  $\Phi 101$  L=35mm  
**CP-8BK**  $\Phi 101$  L=50mm

## SILICONE REDUCER



**RDC-1BK**  $\Phi 76-\Phi 54$  L=60mm  
**RDC-2BK**  $\Phi 76-\Phi 62$  L=60mm  
**RDC-3BK**  $\Phi 76-\Phi 67$  L=60mm  
**RDC-4BK**  $\Phi 83-\Phi 76$  L=45mm  
**RDC-5BK**  $\Phi 89-\Phi 76$  L=70mm  
**RDC-6BK**  $\Phi 76-\Phi 59$  L=60mm  
**RDC-7BK**  $\Phi 80-\Phi 70$  L=60mm

**RDC-8BK**  $\Phi 80-\Phi 76$  L=60mm  
**RDC-9BK**  $\Phi 70-\Phi 60$  L=60mm  
**RDC-10BK**  $\Phi 89-\Phi 80$  L=80mm  
**RDC-11BK**  $\Phi 95-\Phi 89$  L=75mm  
**RDC-12BK**  $\Phi 62-\Phi 50$  L=60mm  
**RDC-13BK**  $\Phi 76-\Phi 70$  L=60mm  
**RDC-14BK**  $\Phi 76-\Phi 58$  L=40mm

**RDC-15BK**  $\Phi 114-\Phi 101$  L=135mm  
**RDC-16BK**  $\Phi 101-\Phi 95$  L=90mm  
**RDC-17BK**  $\Phi 89-\Phi 64$  L=55mm  
**RDC-18BK**  $\Phi 101-\Phi 89$  L=77mm  
**RDC-19BK**  $\Phi 70-\Phi 65$  L=60mm

## COUPLER



**NC-1BK**  $\Phi 70-\Phi 70$  90°  
**NC-2BK**  $\Phi 76-\Phi 76$  90°  
**NC-3BK**  $\Phi 70-\Phi 70$  45°  
**NC-4BK**  $\Phi 101-\Phi 101$  90°  
**NC-5BK**  $\Phi 70-\Phi 70$  50°  
**NC-6BK**  $\Phi 38-\Phi 38$  45°  
**NC-7BK**  $\Phi 42-\Phi 42$  45°  
**NC-8BK**  $\Phi 48-\Phi 48$  45°  
**NC-9BK**  $\Phi 70-\Phi 70$  50° Short



With small hole



With place for hole



**NR-1BK**  $\Phi 62-\Phi 65$  90°  
**NR-2BK**  $\Phi 62-\Phi 76$  90° With small hole  
**NR-3BK**  $\Phi 63.5-\Phi 80$  90°  
**NR-4BK**  $\Phi 67-\Phi 76$  90°  
**NR-5BK**  $\Phi 62-\Phi 76$  90° With place for hole  
**NR-6BK**  $\Phi 70-\Phi 105$  90°  
**NR-7BK**  $\Phi 60-\Phi 70$  90° With small hole  
**NR-8BK**  $\Phi 60-\Phi 70$  90° With place for hole

**MOTORCYCLES FILTERS**




**THE CONSTRUCTION**



**SIMOTA COTTON WASHABLE FILTERS**

**YAMAHA**



**OYA-1004**  
YZF R1 600 '04-'06  
YZF R1 LE 1000 '06-on  
YZF R1 SP 1000 '06-on




**OYA-1009**  
YZF R1 1000 '09-on

**HONDA**



**OHA-1004**  
CBR1000RR 1000 '04-'07  
CBR1000RR 1000 Repsol Edition '05-on  
CBR1000RR Fireblade Repsol 1000 '07-on  
CBR1000RR Fireblade 1000 '04-'07



**OHA-1009**  
CB600F Hornet 600 '07-'08  
CBF600 '07-'08  
CBF600S '07-'08

**SUZUKI**



**OSU-1005**  
GSXR1000 '05-'08



**OSU-1399**  
GSXR1300R '99-'07



**OSU-1402**  
GSX1400 '01-'06



**OSU-6601**  
GSR600 600 '06-'07

**KAWASAKI**



**OKA-1004**  
ZX10R 1000 '04-'07



**OKA-1199**  
ZRX1100 1100 '97-'00  
ZRX1200R 1200 '01-'06  
ZRX1200S 1200 '01-'04  
ZRX1200 1200 '01-'06



**OKA-1451**  
ZX14R Ninja 1400 '06-'09  
ZZR1400 1400 '06-'09  
ZG1400 Concours 1400 '08-'09  
1400 GTR 1400 '08-'09

**BMW**



**OBM-1204**  
R1200 GS 1200 '04-'07  
R1200GS Adventure 1200 '06-'07  
R1200RT/ST 1200 '05-'07  
R1200S 1200 '06-'07  
HP2 Enduro 1200 '07-on

**KTM**



**OKT-0906**  
KTM 990 Adventure S, 990 Superduke/SM '03-'08'

**KARTS FILTERS**




**JAU-MB22246-03**  
Top:Φ60 Base:Φ80 L110 INΦ38  
**JAU-ME32246-03**  
Top:Φ60 Base:Φ80 L110 INΦ50







**REPLACEMENT FLAT AIR FILTERS**



**PLEATS OF STRENGTH.**  
Deep pleats in the double-layered cotton create a 10-20% increase in filtration surface. This increase allows a greater volume of air to move more freely into your engine cylinders.

**FIT LIKE A GLOVE.**  
Our hand-molded flexible rubber base offers an airtight seal and absorbs vibration. The 2-stage trimmable tabs allow for a custom fit and airtight seal, even in filter boxes that have been damaged or have slight surface distortions. The tabs expand and contract to fit in-between filter box sizes.

**PRECISION PRODUCTION.**  
Other filters use a simple pressure-molded injection process to bond the perimeter rubber to the interior components. That method saves manufacturing time, but in the process, a considerable amount of rubber can seep onto the filtering surface. While it may not look like much, that spill-over rubber can restrict as much as 25% of the intended air flow. Green, on the other hand, uses a time-consuming, and costlier, 4-step production process which virtually eliminates seepage, and maintains maximum air flow through the filter.

- G028908** Round (Peugeot/Citroen)
- G491599** Round (A.Romeo)
- G491600** Round (Peugeot 106)
- G491602** Round (Mitsub Pajero/L200)
- P211084** 269X117
- P315158** 175X88
- P401765** 223X203
- P414158** 230X87
- P435836** 243X130
- P441306** 244X169
- P450270** 250X150
- P457583** 256X211
- P462784** 256X105
- P462933** 256X184
- P477324** 263X181

- P536584** 295X102
- P543906** 300X165
- P574515** 319X175/122
- P680652** 378X140
- P720270** 400X148
- P950296** 266X148
- P950306** 204X192
- P950312** 308X101
- P950318** 415X280/184
- P950322** 374X135
- P950330** 257X163
- P950352** 306X185
- P960123** 376X225
- R106679** Round Citroen/Isuzu/Vw
- R108425** Round Honda/Isuzu/Nissan

- R110243** Round Renault
- R198353** Round Renault
- R225236** Round Renault
- R263063** Round Toyota
- R263097** Round Mitsubishi
- R288227** Round Citroen/Peugeot/Rover
- R297227** Round Citroen/Peugeot/Fiat
- R385335** Round Peugeot/Citroen
- R394418** Round Citroen/Renault
- R410636** Round M/des/Saab
- R727396** Round Ford
- R727398** Round Vw
- R727399** Round Nissan
- R727401** Round Toyota
- R727416** Round Nissan





## Flat Aero Wiper Blades

### FRAMELESS WIPER BLADES



#### FLAT Multi Wiper Blades

**FW-14** MULTI-FIT 14" 350mm  
**FW-15** MULTI-FIT 15" 375mm  
**FW-16** MULTI-FIT 16" 400mm  
**FW-17** MULTI-FIT 17" 430mm  
**FW-18** MULTI-FIT 18" 450mm  
**FW-19** MULTI-FIT 19" 480mm  
**FW-20** MULTI-FIT 20" 500mm  
**FW-21** MULTI-FIT 21" 530mm  
**FW-22** MULTI-FIT 22" 550mm

**FW-23** MULTI-FIT 23" 580mm  
**FW-24** MULTI-FIT 24" 600mm  
**FW-25** MULTI-FIT 25" 635mm  
**FW-26** MULTI-FIT 26" 650mm  
**FW-27** MULTI-FIT 27" 685mm  
**FW-28** MULTI-FIT 28" 700mm  
**FW-30** MULTI-FIT 30" 760mm  
**FW-32** MULTI-FIT 32" 810mm



New 'AERO' Technology Wiper Blades for all types of weather

- For all Seasons
- Exclusive wiper structure
- Advanced aerodynamic design
- Improved durability
- Superior wiping performance
- Revolutionary quiet operation
- Reduce streaking and smearing
- Resistance to all adverse climates

### Easy Installation / 10 in 1 Multifunction



H1



H2



H3



H4



H5



H6



H7



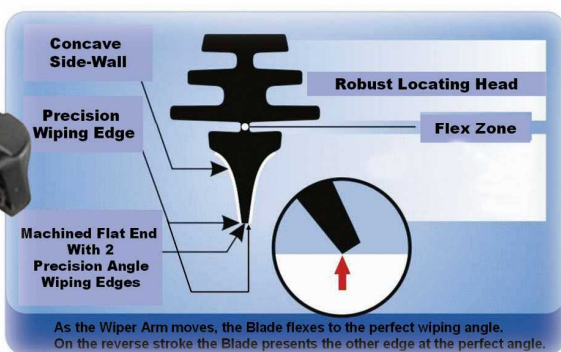
H8



H9



H10



#### RUBBER Refills



BR-28 RUBBER Refill 28" 700mm

## TRUCKS Front Multi Wiper Blades

**TFW-24** MULTI-FIT 24" 600mm

**TFW-26** MULTI-FIT 26" 650mm

**TFW-28** MULTI-FIT 28" 700mm  
Especially for Trucks / Hook 12mm



## Rear Multi Wiper Blades

**RW-11** MULTI-FIT 11" 275mm

**RW-12** MULTI-FIT 12" 300mm

**RW-13** MULTI-FIT 13" 325mm

**RW-14** MULTI-FIT 14" 350mm

**RW-15** MULTI-FIT 15" 375mm

**RW-16** MULTI-FIT 16" 400mm

## Direct-Fit Rear Wiper Blades



**RB-330** 330mm

Suitable for:

**Hyundai** i30 '16-

**Maserati** Levante '16-

**Jaguar** F-Pace '16-

**A.Romeo** Stelvio '17-

**Jaguar** F-Pace '16-

**Kia** Niro '16-

Optima Sports Wagon '16-



**RB-410** 350mm

Suitable for:

**Land Rover** Discovery II 98-05



**RB-430** 250mm

Suitable for:

**MINI** Countryman R60, Cooper R56



**RB-460** 400mm

Suitable for:

**Renault** Koleos '08-



**RB-530** 260mm

Suitable for:

**Smart** ForTwo MK2 '07-

**Renault** Megane Grandfour 03-09,

Megane II Estate 03-09, Modus 04-05,

Scenic II 03-09



**RB-550** 400mm

Suitable for:

**Peugeot** 207 '06-



**RB-560** 300mm

Suitable for:

**Hyundai** Tucson7

**Kia** Sportage

**Chevrolet** Captiva



**RB-570** 300mm

Suitable for:

**Citroen** C1 '05-

**Peugeot** 107 '05-

**Toyota** Aygo '05-, Yaris MK1 01-05

**Renault** Twingo 93-07, Scenic MK3 '09-



**RB-580** 280mm

Suitable for:

**Kia** Soul '09-, Sorento MK2 '09-,

Rio MK3 '11-

**Toyota** Avensis Verso 01-05,

Corolla Verso 01-04, IQ '09-



**RB-590** 300mm

Suitable for:

**Hyundai** i30, ix35



## Direct-Fit Rear Wiper Blades



### RB-600 400mm

Suitable for:

**Toyota** Previa 00-06, Yaris Verso 02-06, Prius '05-'08  
**Honda** Fit diesel



### RB-630 300mm

Suitable for:

**Alfa Romeo** MiTo '08-  
**Fiat** Grande Punto 05-10, Punto Evo '09-  
**Honda** Civic HBack 01-05  
**Mercedes** A-Class W169 '05-, E-Class Estate W212 '09-, GL-Class W164 '06-, GLK-Class X204, ML-Class W164 '05-, ML-Class W166 '11-, R-Class W251 '06-, Vaneo W414 04-06,  
**Nissan** Micra HBack 02-05, Juke '10-  
**Peugeot** 207SW '07-, 308 '07-, 508SW '10-, 3008 '09-, 1007 05-09  
**Renault** Avantime 01-03, Clio MK2 98-05, Campus MK2 01-08, Clio MK2 Van 98-08, Clio MK3 Estate '07-, Grandtour MK3 '07-, Modus '05-, Twingo 2 '07-  
**Citroen** C3 MK2 '09-  
**Opel** Corsa MK3 HBack '06-, Insignia ST '08-  
**Dacia** Duster '09-  
**Ford** C-Max '10-  
**Hyundai** ix20 '10-, Kia Venga '09-



### RB-660 300mm

Suitable for:

**Daihatsu** Material 07-10, Terios '06-  
**Hyundai** i20 '09-, ix20 '10-  
**Toyota** Wish, Yaris 1.5G, Rav4 '03-, Highlander, Land Cruiser '07-, Previa '06-, Auris HBack '06-, Avensis Estate 03-09, Corolla Estate 02-07, Ist  
**Lexus** LX570  
**Suzuki** Grand Vitara  
**Mazda** 5 05-10, 6 MK1 02-08, 6 MK2 '08-  
**Ford** I-Max  
**Dodge** Journey '08-



### RB-680 350mm

Suitable for:

**Daihatsu** Sirion II '04-  
**Hyundai** Accent HBack 06-10, i800 08-, i40 Estate '11-, Santa Fe II 06-12  
**Kia** Carens III '06-, Cerato '04-, Mohave '09-, Rio 05-11  
**Lexus** RX 02-08  
**Nissan** Tiida '07-  
**Subaru** Justy '08  
**Mazda** 3 HBack '08-, 6 Fastback '07-, CX-5 '11, CX-7 '06-, CX-9 '06-  
**Mitsubishi** Outlander 03-06  
**Toyota** Corolla HBack 01-06, Corolla Verso 01-04, Corolla Wagon 00-07



### RB-610 300mm

Suitable for:

**Mitsubishi** Outlander '07-, Grandis '04-, Pajero '09-  
**Toyota** Corolla Verso 04-09  
**Citroen** C-croser '07-  
**Honda** Odyssey 03-, Accord Estate '03-  
**Suzuki** Liana '06-  
**Nissan** Micra HBack '10-, Note '06-, March '10-, Pathfinder '05-, TIIDA  
**Peugeot** 4007 '07-  
**Proton** Savvy '05-, Satria Neo '07-, Acura MDX  
**Toyota** Auris '07-  
**Bmw** 1 Series (F20) '11-  
**Citroen** C-zero '10-  
**Mitsubishi** i-miev '10-  
**Subaru** XV '11-



### RB-640 350mm

Suitable for:

**Citroen** Berlingo MK2 '08-, C3 02-09, C8 '02-Saxo 99-04, Xantia Break 97-01  
**Dacia** Logan '07-  
**Fiat** Stilo Multi Wagon '02-, Ulysse '02-, Scudo '07-  
**Lancia** Phedra '02-  
**Nissan** Almera HBack 00-06  
**Peugeot** 106 95-05, 206 HBack 98-09, 307 HBack 01-08, 307 Estate 02-08, 807 02-10, Expert MK2 '07-, Partner MK2 '08-  
**Renault** Clio MK3 05-07, Espace MK4 '02-, Laguna Grandtour 01-07, Megane Grandtour 98-03, Megane 3 Grandtour '09-, Scenic MK1 RX4 00-03  
**Opel** Zafira MK2 '05-  
**Volvo** XC60 '11-, XC90 '11-  
**Alfa Romeo** Giulietta '10-



### RB-620 350mm

Suitable for:

**Honda** Fit '04-, CR-V '06-, Pilot 03-11, Jazz '02-  
**Subaru** Outback '03-, Forester '02-, Legacy '03-,  
**Tribeca** 06-09, Impreza '07-, Infiniti FX '09-  
**Nissan** X-Trail '04-, Murano '05-, AD  
**Mazda** 2 '03-, Demio  
**Mitsubishi** Shogun '07-, Lancer HBack '08-



### RB-650 250mm

Suitable for:

**Suzuki** Swift '05-, SX4 '06-, Alto '09-  
**Mitsubishi** ASX '10-  
**Fiat** Sedici 06-11



### RB-670 350mm

Suitable for:

**Bmw** X3 E83  
**Citroen** C4 Picasso '05-, C4 Grant Picasso '06-  
**Ford** Focus 06-11, Galaxy MK2 '10-  
**Jaguar** X-Type Estate 04-10  
**Mazda** 3 03-08  
**Nissan** Cube 09-11  
**Smart** ForFour '04-  
**Mitsubishi** Colt MK6 H.Back 04-  
**Peugeot** 206SW 02-06, 406SW 96-04  
**Renault** Kangoo '08-, Laguna Grandtour '07-,  
**Megane** Coupe '09-, Megane 3 H.Back '08-,  
**Laguna** MK3 Estate '08-  
**Rover** 75 Tourer 01-05, MG-ZT-T Estate 01-05



### RB-690 300mm

Suitable for:

**Citroen** C4 MK1 04-11  
**Ford** Fiesta MK7 '08-, Focus MK2 Estate 08-11, Focus MK3 '11-, Mondeo Estate '07-  
**Kia** Picanto '04-  
**Renault** Scenic MK3 '09-  
**Saab** 9-3 Estate 05-12  
**Toyota** Yaris MK2 '06-  
**Opel** Astra MK5 5doors HBack 04-10, Astra MK5 Estate 04-10, Astra MK5 Van '06-  
**Nissan** Qashqai '07-



## Direct-Fit Rear Wiper Blades



### RB-700 400mm

Suitable for:

**Chrysler** Grand Voyager '08-  
**Citroen** C5 01-03, Xsara Break '97-, Xsara Picasso  
**Dacia** Sandero '08-  
**Honda** Accord H.Back 99-03  
**Nissan** Micra, Premira Wagon '01-, Kubistar 03-10,  
 Primastar  
**Peugeot** 306 97-03  
**Renault** Clio MK1 94-98, Espace MK3 96-02,  
 Grand Espace MK3 97-02, Extra/Express 94-99,  
 Kangoo 97-07, Megane MK1 Coupe 96-03,  
 Megane Scenic MK1 97-03, Vel satis '02-,  
 Trafic 3 '01-  
**Rover** 25 00-05, Streetwise 03-05, MG ZS 01-05,  
 Commerce 03-07  
**Opel** Astra MK4 97-05, Combo MK2 05-12,  
 Corsa MK2 00-06, Meriva '03-, Signum 03-08,  
 Vectra H.Back 02-05, Zafira MK1 98-05,  
 Combo Tour '01-, Vivaro '01-



### RB-770 340mm

Suitable for:

**Audi** Q7 '06-, A3 MK2 '03-, A4/S4 MK2 00-07,  
 A6 MK3 '06-  
**Porsche** Cayenne 02-10  
**Seat** Ibiza '08-, Altea 04-09



### RB-870 230mm

Suitable for:

**Renault** Megane HBack MK2 02-08  
**Opel** Astra GTC MK1 05-09



### RB-880 290mm

Suitable for:

**Chrysler** Delta '11-  
**Citroen** C2 '03-, C3 Picano '09-, C4 MK2 '10-,  
 C5 Break 01-08, DS3 '10-  
**Fiat** Bravo MK2 '07-, Panda MK4 '12-, 500 '07-  
**Ford** KA '08-  
**Mercedes** Benz C-class W204 '07-  
**MINI** H.Back '04-  
**Peugeot** 308sw '08-, 407sw '04-, 5008 '09-  
**Saab** 9-3 X '10-  
**Opel** Astra Coupe 97-05, Astra Estate MK4 07-04,  
 Astra Estate MK5 04-10



### RB-900 300mm

Suitable for:

**Opel** Astra J '09-



### RB-910 380mm

Suitable for:

**Volvo** V70 03-07, XC70 02-07 XC90 03-06



### RB-920 330mm

Suitable for:

**Fiat** Bravo 3D 95-01, Seicento 98-04, Panda 03-12,  
 Stilo H.Back 01-08, Punto MK1 94-98, Multipla 00-06  
**Alfa Romeo** 147 01-09, Brera 06-10  
**Lancia** Ypsilon 03-10, Y10 85-95, Musa '04-



### RB-930 360mm

Suitable for:

**Fiat** Punto MK2 98-05, Marea Weekend 96-02  
 Idea '04-  
**Alfa Romeo** 156 Sport wagon 97-06



### RB-960 400mm

Suitable for:

**Volvo** C30 '09-



### RB-970 300mm

Suitable for:

**Hyundai** i10



### RWA-202 Rear Arm + Wiper Blade

Suitable for:

**Toyota** Yaris/Vitz 99-05



## Direct-Fit Front Wiber Blades




**HY-029** 700mm+580mm  
Suitable for:  
**HONDA** Civic '06-



**HY-E39** 2x 550mm  
Suitable for:  
**Audi** A4 01-03

## Stands for Wiper Blades



**STAND-B**  
Big Stand for 60 wiper blades



**STAND-S**  
Small Stand for 36 wiper blades

# ACCESSORIES

## ABS BUMPERS



**TR-R32-F**  
Golf 5 R32 Front bumper  
Fits the 2doors & 4doors models



**TR-R32**  
Golf 5 R32 Rear bumper  
Fits the 2doors & 4doors models



**TR-R32-S**  
Golf 5 R32 Sideskirts set  
Fits the 2doors & 4doors models



**TR-R32-L**  
Golf 5 R32 set Logos (Front & Rear)



**BEFORE**



**AFTER**



# ACCESSORIES

## DIFFUSERS



Made in Austria



### RDHA013

Made from GFK plastic(Fiber Glass), unpainted  
Including installation accessories and instruction  
Fits VW GOLF 6 GTI / GTD  
in combination with R32/R20 exhaust



### GF060931C

Carbon Fiber rear Diffuser  
Fits all VW GOLF 5 / for GTi look  
Suitable for 2doors & 4doors models



### GF060932C

Carbon Fiber rear Diffuser  
Fits all VW GOLF 5 / for GTi look  
Suitable for 2doors & 4doors models



**PC-X6** (Left & Right)  
Plastic Cover Trims  
For BMW X6 E71

# RESONATOR MUFFLERS



**RM20**=  $\Phi 89$  L200  $\Phi 38$   
**RM21**=  $\Phi 89$  L250  $\Phi 38$   
**RM22**=  $\Phi 89$  L300  $\Phi 38$   
**RM23**=  $\Phi 89$  L350  $\Phi 38$   
**RM24**=  $\Phi 89$  L400  $\Phi 38$   
**RM25**=  $\Phi 89$  L450  $\Phi 38$   
**RM26**=  $\Phi 89$  L500  $\Phi 38$

**RM30**=  $\Phi 89$  L200  $\Phi 42$   
**RM31**=  $\Phi 89$  L250  $\Phi 42$   
**RM32**=  $\Phi 89$  L300  $\Phi 42$   
**RM33**=  $\Phi 89$  L350  $\Phi 42$   
**RM34**=  $\Phi 89$  L400  $\Phi 42$   
**RM35**=  $\Phi 89$  L450  $\Phi 42$   
**RM36**=  $\Phi 89$  L500  $\Phi 42$


**RM40**=  $\Phi 89$  L200  $\Phi 45$   
**RM41**=  $\Phi 89$  L250  $\Phi 45$   
**RM42**=  $\Phi 89$  L300  $\Phi 45$   
**RM43**=  $\Phi 89$  L350  $\Phi 45$   
**RM44**=  $\Phi 89$  L400  $\Phi 45$   
**RM45**=  $\Phi 89$  L450  $\Phi 45$   
**RM46**=  $\Phi 89$  L500  $\Phi 45$

**RM50**=  $\Phi 89$  L200  $\Phi 48$   
**RM51**=  $\Phi 89$  L250  $\Phi 48$   
**RM52**=  $\Phi 89$  L300  $\Phi 48$   
**RM53**=  $\Phi 89$  L350  $\Phi 48$   
**RM54**=  $\Phi 89$  L400  $\Phi 48$   
**RM55**=  $\Phi 89$  L450  $\Phi 48$   
**RM56**=  $\Phi 89$  L500  $\Phi 48$

**RM60**=  $\Phi 89$  L200  $\Phi 50$   
**RM61**=  $\Phi 89$  L250  $\Phi 50$   
**RM62**=  $\Phi 89$  L300  $\Phi 50$   
**RM63**=  $\Phi 89$  L350  $\Phi 50$   
**RM64**=  $\Phi 89$  L400  $\Phi 50$   
**RM65**=  $\Phi 89$  L450  $\Phi 50$   
**RM66**=  $\Phi 89$  L500  $\Phi 50$

**RM70**=  $\Phi 89$  L200  $\Phi 55$   
**RM71**=  $\Phi 89$  L250  $\Phi 55$   
**RM72**=  $\Phi 89$  L300  $\Phi 55$   
**RM73**=  $\Phi 89$  L350  $\Phi 55$   
**RM74**=  $\Phi 89$  L400  $\Phi 55$   
**RM75**=  $\Phi 89$  L450  $\Phi 55$   
**RM76**=  $\Phi 89$  L500  $\Phi 55$

**RM80**=  $\Phi 89$  L200  $\Phi 60$   
**RM81**=  $\Phi 89$  L250  $\Phi 60$   
**RM82**=  $\Phi 89$  L300  $\Phi 60$   
**RM83**=  $\Phi 89$  L350  $\Phi 60$   
**RM84**=  $\Phi 89$  L400  $\Phi 60$   
**RM85**=  $\Phi 89$  L450  $\Phi 60$   
**RM86**=  $\Phi 89$  L500  $\Phi 60$



**RM100**=  $\Phi 100$  L200  $\Phi 50$   
**RM101**=  $\Phi 100$  L250  $\Phi 50$   
**RM102**=  $\Phi 100$  L300  $\Phi 50$   
**RM103**=  $\Phi 100$  L350  $\Phi 50$   
**RM104**=  $\Phi 100$  L400  $\Phi 50$   
**RM105**=  $\Phi 100$  L450  $\Phi 50$   
**RM106**=  $\Phi 100$  L500  $\Phi 50$

**RM200**=  $\Phi 100$  L200  $\Phi 55$   
**RM201**=  $\Phi 100$  L250  $\Phi 55$   
**RM202**=  $\Phi 100$  L300  $\Phi 55$   
**RM203**=  $\Phi 100$  L350  $\Phi 55$   
**RM204**=  $\Phi 100$  L400  $\Phi 55$   
**RM205**=  $\Phi 100$  L450  $\Phi 55$   
**RM206**=  $\Phi 100$  L500  $\Phi 55$

**RM300**=  $\Phi 100$  L200  $\Phi 60$   
**RM301**=  $\Phi 100$  L250  $\Phi 60$   
**RM302**=  $\Phi 100$  L300  $\Phi 60$   
**RM303**=  $\Phi 100$  L350  $\Phi 60$   
**RM304**=  $\Phi 100$  L400  $\Phi 60$   
**RM305**=  $\Phi 100$  L450  $\Phi 60$   
**RM306**=  $\Phi 100$  L500  $\Phi 60$

**RM400**=  $\Phi 100$  L200  $\Phi 64$   
**RM401**=  $\Phi 100$  L250  $\Phi 64$   
**RM402**=  $\Phi 100$  L300  $\Phi 64$   
**RM403**=  $\Phi 100$  L350  $\Phi 64$   
**RM404**=  $\Phi 100$  L400  $\Phi 64$   
**RM405**=  $\Phi 100$  L450  $\Phi 64$   
**RM406**=  $\Phi 100$  L500  $\Phi 64$

**RM500**=  $\Phi 100$  L200  $\Phi 70$   
**RM501**=  $\Phi 100$  L250  $\Phi 70$   
**RM502**=  $\Phi 100$  L300  $\Phi 70$   
**RM503**=  $\Phi 100$  L350  $\Phi 70$   
**RM504**=  $\Phi 100$  L400  $\Phi 70$   
**RM505**=  $\Phi 100$  L450  $\Phi 70$   
**RM506**=  $\Phi 100$  L500  $\Phi 70$

**RM600**=  $\Phi 100$  L200  $\Phi 76$   
**RM601**=  $\Phi 100$  L250  $\Phi 76$   
**RM602**=  $\Phi 100$  L300  $\Phi 76$   
**RM603**=  $\Phi 100$  L350  $\Phi 76$   
**RM604**=  $\Phi 100$  L400  $\Phi 76$   
**RM605**=  $\Phi 100$  L450  $\Phi 76$   
**RM606**=  $\Phi 100$  L500  $\Phi 76$

# RESONATOR MUFFLERS



- RM701=  $\Phi 114$  L250  $\Phi 76$
- RM702=  $\Phi 114$  L300  $\Phi 76$
- RM703=  $\Phi 114$  L350  $\Phi 76$
- RM704=  $\Phi 114$  L400  $\Phi 76$
- RM705=  $\Phi 114$  L450  $\Phi 76$
- RM706=  $\Phi 114$  L500  $\Phi 76$

- RM801=  $\Phi 114$  L250  $\Phi 89$
- RM802=  $\Phi 114$  L300  $\Phi 89$
- RM803=  $\Phi 114$  L350  $\Phi 89$
- RM804=  $\Phi 114$  L400  $\Phi 89$
- RM805=  $\Phi 114$  L450  $\Phi 89$
- RM806=  $\Phi 114$  L500  $\Phi 89$

- RM901=  $\Phi 114$  L250  $\Phi 101$
- RM902=  $\Phi 114$  L300  $\Phi 101$
- RM903=  $\Phi 114$  L350  $\Phi 101$
- RM904=  $\Phi 114$  L400  $\Phi 101$
- RM905=  $\Phi 114$  L450  $\Phi 101$
- RM906=  $\Phi 114$  L500  $\Phi 101$





# RESONATOR MUFFLERS

## Low Sound Construction

(Reduce the sound by 20%!!!)



- RM20LS=  $\Phi 89$  L200  $\Phi 38$
- RM21LS=  $\Phi 89$  L250  $\Phi 38$
- RM22LS=  $\Phi 89$  L300  $\Phi 38$
- RM23LS=  $\Phi 89$  L350  $\Phi 38$
- RM24LS=  $\Phi 89$  L400  $\Phi 38$
- RM25LS=  $\Phi 89$  L450  $\Phi 38$
- RM26LS=  $\Phi 89$  L500  $\Phi 38$

- RM30LS=  $\Phi 89$  L200  $\Phi 42$
- RM31LS=  $\Phi 89$  L250  $\Phi 42$
- RM32LS=  $\Phi 89$  L300  $\Phi 42$
- RM33LS=  $\Phi 89$  L350  $\Phi 42$
- RM34LS=  $\Phi 89$  L400  $\Phi 42$
- RM35LS=  $\Phi 89$  L450  $\Phi 42$
- RM36LS=  $\Phi 89$  L500  $\Phi 42$

- RM40LS=  $\Phi 89$  L200  $\Phi 45$
- RM41LS=  $\Phi 89$  L250  $\Phi 45$
- RM42LS=  $\Phi 89$  L300  $\Phi 45$
- RM43LS=  $\Phi 89$  L350  $\Phi 45$
- RM44LS=  $\Phi 89$  L400  $\Phi 45$
- RM45LS=  $\Phi 89$  L450  $\Phi 45$
- RM46LS=  $\Phi 89$  L500  $\Phi 45$

- RM50LS=  $\Phi 89$  L200  $\Phi 48$
- RM51LS=  $\Phi 89$  L250  $\Phi 48$
- RM52LS=  $\Phi 89$  L300  $\Phi 48$
- RM53LS=  $\Phi 89$  L350  $\Phi 48$
- RM54LS=  $\Phi 89$  L400  $\Phi 48$
- RM55LS=  $\Phi 89$  L450  $\Phi 48$
- RM56LS=  $\Phi 89$  L500  $\Phi 48$

- RM60LS=  $\Phi 89$  L200  $\Phi 50$
- RM61LS=  $\Phi 89$  L250  $\Phi 50$
- RM62LS=  $\Phi 89$  L300  $\Phi 50$
- RM63LS=  $\Phi 89$  L350  $\Phi 50$
- RM64LS=  $\Phi 89$  L400  $\Phi 50$
- RM65LS=  $\Phi 89$  L450  $\Phi 50$
- RM66LS=  $\Phi 89$  L500  $\Phi 50$

- RM70LS=  $\Phi 89$  L200  $\Phi 55$
- RM71LS=  $\Phi 89$  L250  $\Phi 55$
- RM72LS=  $\Phi 89$  L300  $\Phi 55$
- RM73LS=  $\Phi 89$  L350  $\Phi 55$
- RM74LS=  $\Phi 89$  L400  $\Phi 55$
- RM75LS=  $\Phi 89$  L450  $\Phi 55$
- RM76LS=  $\Phi 89$  L500  $\Phi 55$

- RM80LS=  $\Phi 89$  L200  $\Phi 60$
- RM81LS=  $\Phi 89$  L250  $\Phi 60$
- RM82LS=  $\Phi 89$  L300  $\Phi 60$
- RM83LS=  $\Phi 89$  L350  $\Phi 60$
- RM84LS=  $\Phi 89$  L400  $\Phi 60$
- RM85LS=  $\Phi 89$  L450  $\Phi 60$
- RM86LS=  $\Phi 89$  L500  $\Phi 60$



- RM100LS=  $\Phi 100$  L200  $\Phi 50$
- RM101LS=  $\Phi 100$  L250  $\Phi 50$
- RM102LS=  $\Phi 100$  L300  $\Phi 50$
- RM103LS=  $\Phi 100$  L350  $\Phi 50$
- RM104LS=  $\Phi 100$  L400  $\Phi 50$
- RM105LS=  $\Phi 100$  L450  $\Phi 50$
- RM106LS=  $\Phi 100$  L500  $\Phi 50$

- RM200LS=  $\Phi 100$  L200  $\Phi 55$
- RM201LS=  $\Phi 100$  L250  $\Phi 55$
- RM202LS=  $\Phi 100$  L300  $\Phi 55$
- RM203LS=  $\Phi 100$  L350  $\Phi 55$
- RM204LS=  $\Phi 100$  L400  $\Phi 55$
- RM205LS=  $\Phi 100$  L450  $\Phi 55$
- RM206LS=  $\Phi 100$  L500  $\Phi 55$

- RM300LS=  $\Phi 100$  L200  $\Phi 60$
- RM301LS=  $\Phi 100$  L250  $\Phi 60$
- RM302LS=  $\Phi 100$  L300  $\Phi 60$
- RM303LS=  $\Phi 100$  L350  $\Phi 60$
- RM304LS=  $\Phi 100$  L400  $\Phi 60$
- RM305LS=  $\Phi 100$  L450  $\Phi 60$
- RM306LS=  $\Phi 100$  L500  $\Phi 60$

- RM400LS=  $\Phi 100$  L200  $\Phi 64$
- RM401LS=  $\Phi 100$  L250  $\Phi 64$
- RM402LS=  $\Phi 100$  L300  $\Phi 64$
- RM403LS=  $\Phi 100$  L350  $\Phi 64$
- RM404LS=  $\Phi 100$  L400  $\Phi 64$
- RM405LS=  $\Phi 100$  L450  $\Phi 64$
- RM406LS=  $\Phi 100$  L500  $\Phi 64$

# RESONATOR MUFFLERS

## Low Sound Construction

(Reduce the sound by 20%!!!)



- RM701LS=  $\Phi 114$  L250  $\Phi 76$
- RM702LS=  $\Phi 114$  L300  $\Phi 76$
- RM703LS=  $\Phi 114$  L350  $\Phi 76$
- RM704LS=  $\Phi 114$  L400  $\Phi 76$
- RM705LS=  $\Phi 114$  L450  $\Phi 76$
- RM706LS=  $\Phi 114$  L500  $\Phi 76$





# RESONATOR MUFFLERS



# S/Steel T304



- SRM60=  $\Phi 89$  L200  $\Phi 50$
- SRM61=  $\Phi 89$  L250  $\Phi 50$
- SRM62=  $\Phi 89$  L300  $\Phi 50$
- SRM63=  $\Phi 89$  L350  $\Phi 50$
- SRM64=  $\Phi 89$  L400  $\Phi 50$
- SRM65=  $\Phi 89$  L450  $\Phi 50$
- SRM66=  $\Phi 89$  L500  $\Phi 50$

- SRM70=  $\Phi 89$  L200  $\Phi 55$
- SRM71=  $\Phi 89$  L250  $\Phi 55$
- SRM72=  $\Phi 89$  L300  $\Phi 55$
- SRM73=  $\Phi 89$  L350  $\Phi 55$
- SRM74=  $\Phi 89$  L400  $\Phi 55$
- SRM75=  $\Phi 89$  L450  $\Phi 55$
- SRM76=  $\Phi 89$  L500  $\Phi 55$

- SRM80=  $\Phi 89$  L200  $\Phi 60$
- SRM81=  $\Phi 89$  L250  $\Phi 60$
- SRM82=  $\Phi 89$  L300  $\Phi 60$
- SRM83=  $\Phi 89$  L350  $\Phi 60$
- SRM84=  $\Phi 89$  L400  $\Phi 60$
- SRM85=  $\Phi 89$  L450  $\Phi 60$
- SRM86=  $\Phi 89$  L500  $\Phi 60$



- SRM400=  $\Phi 100$  L200  $\Phi 64$
- SRM401=  $\Phi 100$  L250  $\Phi 64$
- SRM402=  $\Phi 100$  L300  $\Phi 64$
- SRM403=  $\Phi 100$  L350  $\Phi 64$
- SRM404=  $\Phi 100$  L400  $\Phi 64$
- SRM405=  $\Phi 100$  L450  $\Phi 64$
- SRM406=  $\Phi 100$  L500  $\Phi 64$

- SRM500=  $\Phi 100$  L200  $\Phi 70$
- SRM501=  $\Phi 100$  L250  $\Phi 70$
- SRM502=  $\Phi 100$  L300  $\Phi 70$
- SRM503=  $\Phi 100$  L350  $\Phi 70$
- SRM504=  $\Phi 100$  L400  $\Phi 70$
- SRM505=  $\Phi 100$  L450  $\Phi 70$
- SRM506=  $\Phi 100$  L500  $\Phi 70$

- SRM600=  $\Phi 100$  L200  $\Phi 76$
- SRM601=  $\Phi 100$  L250  $\Phi 76$
- SRM602=  $\Phi 100$  L300  $\Phi 76$
- SRM603=  $\Phi 100$  L350  $\Phi 76$
- SRM604=  $\Phi 100$  L400  $\Phi 76$
- SRM605=  $\Phi 100$  L450  $\Phi 76$
- SRM606=  $\Phi 100$  L500  $\Phi 76$



- SRM701=  $\Phi 114$  L250  $\Phi 76$
- SRM702=  $\Phi 114$  L300  $\Phi 76$
- SRM703=  $\Phi 114$  L350  $\Phi 76$
- SRM704=  $\Phi 114$  L400  $\Phi 76$
- SRM705=  $\Phi 114$  L450  $\Phi 76$
- SRM706=  $\Phi 114$  L500  $\Phi 76$

- SRM801=  $\Phi 114$  L250  $\Phi 89$
- SRM802=  $\Phi 114$  L300  $\Phi 89$
- SRM803=  $\Phi 114$  L350  $\Phi 89$
- SRM804=  $\Phi 114$  L400  $\Phi 89$
- SRM805=  $\Phi 114$  L450  $\Phi 89$
- SRM806=  $\Phi 114$  L500  $\Phi 89$

- SRM901=  $\Phi 114$  L250  $\Phi 101$
- SRM902=  $\Phi 114$  L300  $\Phi 101$
- SRM903=  $\Phi 114$  L350  $\Phi 101$
- SRM904=  $\Phi 114$  L400  $\Phi 101$
- SRM905=  $\Phi 114$  L450  $\Phi 101$
- SRM906=  $\Phi 114$  L500  $\Phi 101$



# RESONATOR MUFFLERS

# S/Steel T304

## Low Sound Construction


(Reduce the sound by 20%!!!)



- SRM60LS=  $\Phi 89$  L200  $\Phi 50$
- SRM61LS=  $\Phi 89$  L250  $\Phi 50$
- SRM62LS=  $\Phi 89$  L300  $\Phi 50$
- SRM63LS=  $\Phi 89$  L350  $\Phi 50$
- SRM64LS=  $\Phi 89$  L400  $\Phi 50$
- SRM65LS=  $\Phi 89$  L450  $\Phi 50$
- SRM66LS=  $\Phi 89$  L500  $\Phi 50$

- SRM70LS=  $\Phi 89$  L200  $\Phi 55$
- SRM71LS=  $\Phi 89$  L250  $\Phi 55$
- SRM72LS=  $\Phi 89$  L300  $\Phi 55$
- SRM73LS=  $\Phi 89$  L350  $\Phi 55$
- SRM74LS=  $\Phi 89$  L400  $\Phi 55$
- SRM75LS=  $\Phi 89$  L450  $\Phi 55$
- SRM76LS=  $\Phi 89$  L500  $\Phi 55$

- SRM80LS=  $\Phi 89$  L200  $\Phi 60$
- SRM81LS=  $\Phi 89$  L250  $\Phi 60$
- SRM82LS=  $\Phi 89$  L300  $\Phi 60$
- SRM83LS=  $\Phi 89$  L350  $\Phi 60$
- SRM84LS=  $\Phi 89$  L400  $\Phi 60$
- SRM85LS=  $\Phi 89$  L450  $\Phi 60$
- SRM86LS=  $\Phi 89$  L500  $\Phi 60$



- SRM400LS=  $\Phi 100$  L200  $\Phi 64$
- SRM401LS=  $\Phi 100$  L250  $\Phi 64$
- SRM402LS=  $\Phi 100$  L300  $\Phi 64$
- SRM403LS=  $\Phi 100$  L350  $\Phi 64$
- SRM404LS=  $\Phi 100$  L400  $\Phi 64$
- SRM405LS=  $\Phi 100$  L450  $\Phi 64$
- SRM406LS=  $\Phi 100$  L500  $\Phi 64$



- SRM701LS=  $\Phi 114$  L250  $\Phi 76$
- SRM702LS=  $\Phi 114$  L300  $\Phi 76$
- SRM703LS=  $\Phi 114$  L350  $\Phi 76$
- SRM704LS=  $\Phi 114$  L400  $\Phi 76$
- SRM705LS=  $\Phi 114$  L450  $\Phi 76$
- SRM706LS=  $\Phi 114$  L500  $\Phi 76$

# OEM EXHAUST SYSTEMS

## CARS



## TRUCKS




## TRACTORS



...more than 2000 different models of OEM Exhaust Systems in stock...please contact us for details.

# MANIFOLD FOR SCANIA 164

(480-500-580-620hp)



**OEM**



**S/Steel**




**SC-164**  
S/Steel Exhaust Manifold suitable for:  
Scania 164 (480-500-580-620hp)  
Thickness: 4mm



**VSC-164**  
S/Steel Turbo V-Collector suitable for:  
Scania 164 (480-500-580-620hp)  
Thickness: 4mm



## CRIMPING PIPES



**Customized orders only. Please send your order with dimensions A, B, C and L.**

## DPF-CAT CLEANING CENTER



**We can clean almost all kind of DPFs, SCR and Catalytic Converters**

**DPF REGENERATION ADDITIVE**



**SUITABLE FOR:**



**1st Generation  
Engines Until  
04/11/2002**



**80615 (4.5L)**

**80614 (1L)**

**2nd Generation  
Engines from  
05/11/2002  
until 28/02/2010**



**80618 (3L)**

**80617 (1L)**

**3rd Generation  
Engines from  
01/03/2010**



**80620 (3L)**

**80619 (1L)**



- One 25ml shot cleans:
- Injectors
  - EGR Valve
  - Fuel Vaporiser
  - Turbo
  - Sensors
  - Assists Regeneration


**6IN1 (250ml)**

The new 6-in-1 DPF Solution cleans Carbon throughout the Fuel and Emissions System, assisting DPF regeneration

**Suitable for all Diesel Engine Vehicles**



# WAREHOUSE





# WAREHOUSE









FOR THE FIRST TIME BY Twister...

A NEW LINE OF UNIVERSAL MUFLERS OF MAXIMUM PERFORMANCE WITH LOW NOISE....

